

## 01

ASSORTMENTS  
AND STORAGE UNITS**TOOL ASSORTMENTS**

Page 12

**ROLLER TOOL CABINETS, TOOL BOXES, ACCESSORIES**

Page 28



















**TOOL MODULES**

Page 41

WS-1M

TOOL ASSORTMENT

- suitable for Tool Cabinet ELORA-No. 1100L
- suitable for Roller Tool Cabinet Buddy ELORA-No. 1210-LOT, Super Caddy ELORA-No. 1220-LOT and ToolJET ELORA-No. 1225-LOT
- suitable for Tool Chest ELORA-No. 1221-LOT and 1226-LOT

Code	Number	Contents	Pieces	Weight/g
0000500101000	WS-1M	64 metric tools	1 assortment	8300
<b>205-...</b>	8, 9, 10, 11, 12, 13, 14, 15, 16, 17, 19, 22 mm		1 pc. each	
<b>770-LM...</b>	10, 11, 12, 13, 14, 15, 16, 17, 19, 22, 24, 27, 30, 32 mm	 12,5 1/2"	1 pc. each	
<b>158R-1</b>	2; 2,5; 3; 4; 5; 6; 8; 10 mm		1 pc. each	
<b>770-L1D</b>	270 mm	 12,5 1/2"		
<b>770-L3</b>	300 mm	 12,5 1/2"		
<b>770-L5/L6</b>	125 mm 250 mm	 12,5 1/2"	1 pc. each	
<b>770-L7</b>	75 mm	 12,5 1/2"		
<b>539-IS...</b>	100, 125, 150	 1 pc. each		
<b>545-IS75</b>				
<b>547-PH...</b>	PH1 PH2 PH3	 1 pc. each		
<b>1665-300</b>				
<b>266-K</b>	262-125 mm 262-150 mm 263-125 mm 264-120×10×4 mm 264-120×12×4 mm 265-120×10mm		1 pc. each	
<b>271-K</b>	271-150×2 mm 271-150×3 mm 271-150×4 mm 271-150×5 mm 271-150×6 mm 271-150×8 mm		1 pc. each	
<b>132-240</b>				
<b>495-BI 165</b>				
<b>246-2x200</b>				
<b>247-2x200</b>				
<b>248-2x200</b>				

# WS-1A

## TOOL ASSORTMENT

- suitable for Tool Cabinet ELORA-No. 1100L
- suitable for Roller Tool Cabinet Buddy ELORA-No. 1210-LOT, Super Caddy ELORA-No. 1220-LOT and ToolJET ELORA-No. 1225-LOT
- suitable for Tool Chest ELORA-No. 1221-LOT and 1226-LOT

Code	Number	Contents	Pieces	Weight/g
0000600101000	WS-1A	64 inch tools	1 assortment	8300
<b>205-...</b>	5/16, 3/8, 7/16, 1/2, 9/16, 5/8, 11/16, 3/4, 13/16, 7/8, 15/16, 1 AF		1 pc. each	
<b>770-LM...</b>	3/8, 7/16, 1/2, 9/16, 19/32, 5/8, 11/16, 3/4, 13/16, 7/8, 1, 1.1/16, 1.1/8, 1.1/4 AF	 12,5 1/2"	1 pc. each	
<b>158R-3</b>	1/16, 5/64, 3/32, 1/8, 5/32, 3/16, 7/32, 1/4 AF		1 pc. each	
<b>770-L1D</b>	270 mm	 12,5 1/2"	1 pc. each	
<b>770-L3</b>	300 mm	 12,5 1/2"	1 pc. each	
<b>770-L5/L6</b>	125 mm 250 mm	 12,5 1/2"	1 pc. each	
<b>770-L7</b>	75 mm	 12,5 1/2"	1 pc. each	
<b>539-IS...</b>	100, 125, 150	 1 pc. each		
<b>545-IS75</b>				
<b>547-PH...</b>	PH1 PH2 PH3	 1 pc. each		
<b>1665-300</b>				
<b>266-K</b>	262-125 mm 262-150 mm 263-125 mm 264-120x10x4 mm 264-120x12x4 mm 265-120x10mm		1 pc. each	
<b>271-K</b>	271-150x2 mm 271-150x3 mm 271-150x4 mm 271-150x5 mm 271-150x6 mm 271-150x8 mm		1 pc. each	
<b>132-240</b>				
<b>495-BI165</b>				
<b>246-2x200</b>				
<b>247-2x200</b>				
<b>248-2x200</b>				

# WS-2M

## TOOL ASSORTMENT

- suitable for tool cabinet ELORA-No. 1100L
- suitable for roller tool cabinet Buddy ELORA-No. 1210-LOT, Super Caddy ELORA-No. 1220-LOT and ToolJET ELORA-No. 1225-LOT
- suitable for tool chest ELORA-No. 1221-LOT and 1226-LOT
- suitable for cantilever tool box ELORA-Nr. 810-L

Code	Number	Contents	Pieces	Weight/g
0000500201000	WS-2M	90 metric tools	1 assortment	15000
<b>100-...</b>	6×7, 8×9, 10×11, 12×13, 14×15, 16×17, 18×19, 20×22, 24×27, 30×32 mm			
1 pc. each				
<b>110-...</b>	6×7, 8×9, 10×11, 12×13, 14×15, 16×17, 18×19, 20×22, 24×27, 30×32 mm			
1 pc. each				
<b>770-LM...</b>	10, 11, 12, 13, 14, 15, 16, 17, 18, 19, 21, 22, 24, 27, 30, 32 mm			
1 pc. each			12,5	
			1/2"	
<b>157-S11M</b>	4, 4,5, 5, 5,5, 6, 6,5, 7, 7,5 mm			
1 pc. each				
<b>158-R1</b>	2; 2,5; 3; 4; 5; 6; 8; 10 mm			
1 pc. each				
<b>188-13M</b>	0,05, 0,10, 0,15, 0,20, 0,25, 0,30, 0,40, 0,50, 0,60, 0,70, 0,80, 0,90, 1,00			
<b>770-L1D</b>	270 mm			
			12,5	
			1/2"	
<b>770-L3</b>	300 mm			
			12,5	
			1/2"	
<b>770-L5/L6</b>	125 mm 250 mm			
1 pc. each			12,5	
			1/2"	
<b>770-L7</b>	75 mm			
			12,5	
			1/2"	
<b>222-16x20,8</b>				
<b>545-IS...</b>	75, 100, 125, 150, 200			
<b>547-PH...</b>	PH1 PH2 PH3			
1 pcs. each				
<b>246-2x200</b>				
<b>247-2x200</b>				
<b>248-2x200</b>				
<b>132-240</b>				
<b>500-250</b>				
<b>1665-500</b>				
<b>470-BI 200</b>				
<b>490-BI 165</b>				
<b>495-BI 185</b>				
<b>1660-32</b>				
<b>251-45</b>				
<b>60-8A</b>				
<b>242KM-250</b>	250 ml			
<b>165-500</b>	2 pcs.			
<b>189</b>				
<b>1542-3</b>				
<b>249 S6</b>				
<b>250-4</b>				
<b>266-K</b>	262-125 mm 262-150 mm 263-125 mm 264-120×10×4 mm 264-120×12×4 mm 265-120×10mm			
1 pc. each				



# WS-2A

## TOOL ASSORTMENT

- suitable for tool cabinet ELORA-No. 1100L
- suitable for roller tool cabinet Buddy ELORA-No. 1210-LOT, Super Caddy ELORA-No. 1220-LOT and ToolJET ELORA-No. 1225-LOT
- suitable for tool chest ELORA-No. 1221-LOT and 1226-LOT
- suitable for cantilever tool box ELORA-Nr. 810-L

Code	Number	Contents	Pieces	Weight/g
0000600201000	WS-2A	89 inch tools	1 assortment	14500
<b>100A-...</b>	1/4x5/16, 5/16x3/8, 3/8 x7/16, 7/16x1/2, 1/2x9/16, 9/16x5/8, 5/8x11/16, 11/16x3/4, 3/4x7/8, 13/16x7/8, 15/16x1, 1.1/16x1.1/4 AF			
1 pc. each				
<b>110A-...</b>	1/4x5/16, 3/8x7/16, 1/2x9/16, 5/8x11/16, 3/4x25/32, 13/16x7/8, 15/16x1, 1.1/16x1.1/4 AF			
1 pc. each				
<b>770-LA...</b>	3/8, 7/16, 1/2, 9/16, 19/32, 5/8, 11/16, 3/4, 13/16, 25/32, 7/8, 15/16, 1, 1.1/8, 1.1/4 AF			12,5 1/2"
1 pc. each				
<b>157-S11AF</b>	3/16, 7/32, 1/4, 9/32, 5/16, 11/32, 3/8 AF			
1 pc. each				
<b>158-R3</b>	1/16, 5/64, 3/32, 1/8, 5/32, 3/16, 7/32, 1/4 AF			
1 pc. each				
<b>188-13Z</b>	.002, .003, .004, .005, .006, .008, .010, .012, .015, .020, .025, .030, 035			
<b>770-L1D</b>	270 mm			12,5 1/2"
<b>770-L3</b>	300 mm			12,5 1/2"
<b>770-L5/L6</b>	125 mm 250 mm			12,5 1/2"
1 pc. each				
<b>770-L7</b>	75 mm			12,5 1/2"
<b>222-16x20,8</b>				
<b>545-IS...</b>	75, 100, 125, 150, 200			
<b>547-PH...</b>	PH1 PH2 PH3			
1 pc. each				
<b>246-2x200</b>				
<b>247-2x200</b>				
<b>248-2x200</b>				
<b>132-240</b>				
<b>500-250</b>				
<b>1665-500</b>				
<b>470-BI200</b>				
<b>490-BI 165</b>				
<b>495-BI 185</b>				
<b>1660-32</b>				
<b>251-45</b>				
<b>60-8A</b>				
<b>242KM-250</b>	250 ml			
<b>165-500</b>	2 pcs.			
<b>189</b>				
<b>1542-3</b>				
<b>249 S6</b>				
<b>250-4</b>				
<b>266-K</b>	262-125 mm 262-150 mm 263-125 mm 264-120x10x4 mm 264-120x12x4 mm 265-120x10mm			
1 pc. each				

# WS-3M

## TOOL ASSORTMENT

- suitable for tool cabinet ELORA-No. 1100L
- suitable for roller tool cabinet Buddy ELORA-No. 1210-LOT, Super Caddy ELORA-No. 1220-LOT and ToolJET ELORA-No. 1225-LOT
- suitable for tool chest ELORA-No. 1221-LOT and 1226-LOT
- suitable for cantilever tool box ELORA-Nr. 810-L

Code	Number	Contents	Pieces	Weight/g
0000500301000	WS-3M	80 metric tools	1 assortment	17500
<b>100-...</b>	6x7, 8x9, 10x11, 12x13, 14x15, 16x17, 18x19, 20x22, 21x23, 24x27, 25x28, 30x32 mm		1 pc. each	
<b>110-...</b>	6x7, 8x9, 10x11, 12x13, 14x15, 16x17, 18x19, 20x22, 21x23, 24x27, 25x28, 30x32 mm		1 pc. each	
<b>205-...</b>	8, 9, 10, 11, 13, 17, 19, 22 mm		1 pc. each	
<b>770-LM...</b>	10, 11, 12, 13, 14, 15, 16, 17, 18, 19, 20, 21, 22, 23, 24, 25, 26, 27, 30, 32 mm		1 pc. each	12,5 1/2"
<b>770-L1D</b>	270 mm			12,5 1/2"
<b>770-L3</b>	300 mm			12,5 1/2"
<b>770-L5/L6</b>	125 mm 250 mm		1 pc. each	12,5 1/2"
<b>770-L7</b>	75 mm			12,5 1/2"
<b>222-16x20,8</b>				
<b>165-500</b>	2 pcs.			
<b>60-8A</b>				
<b>60-10A</b>				
<b>132-240</b>				
<b>470-BI 200</b>				
<b>490-BI 165</b>				
<b>495-BI 185</b>				
<b>473-J2</b>				
<b>473-J21</b>				
<b>539-IS...</b>	100, 125, 150, 200		1 pc. each	
<b>545-IS...</b>	75, 150		1 pc. each	
<b>547-PH...</b>	PH1 PH2		1 pc. each	
<b>260-150</b>				
<b>261-150</b>				
<b>265-10</b>				
<b>264-...</b>	264-120x10x2 mm 264-120x10x3 mm 264-120x12x4 mm 264-120x12x5 mm 264-120x12x6 mm		1 pc. each	
<b>1665-500</b>				
<b>246-2x200</b>				
<b>247-2x200</b>				
<b>248-2x200</b>				
<b>189</b>				

# WS-3A

## TOOL ASSORTMENT

- suitable for tool cabinet ELORA-No. 1100L
- suitable for roller tool cabinet Buddy ELORA-No. 1210-LOT, Super Caddy ELORA-No. 1220-LOT and ToolJET ELORA-No. 1225-LOT
- suitable for tool chest ELORA-No. 1221-LOT and 1226-LOT
- suitable for cantilever tool box ELORA-Nr. 810-L

Code	Number	Contents	Pieces	Weight/g
0000600301000	WS-3A	79 inch tools	1 assortment	17300
<b>100A-...</b>	1/4x5/16, 5/16x3/8, 3/8 x7/16, 7/16x1/2, 1/2x9/16, 9/16x5/8, 5/8x11/16, 11/16x3/4, 3/4x7/8, 13/16x7/8, 15/16x1, 1.1/16x1.1/4 AF			
1 pc. each				
<b>110A-...</b>	1/4x5/16, 5/16x3/8, 3/8x7/16, 7/16x1/2, 1/2x9/16, 9/16x5/8, 5/8x11/16, 3/4x25/32, 13/16x7/8, 15/16x1, 1x1.1/8, 1.1/16x1.1/4 AF			
1 pc. each				
<b>205A-...</b>	5/16, 3/8, 7/16, 1/2, 9/16, 5/8, 11/16, 3/4 AF			
1 pc. each				
<b>770-LA...</b>	3/8, 7/16, 1/2, 9/16, 19/32, 5/8, 11/16, 3/4, 25/32, 13/16, 7/8, 15/16, 31/32, 1, 1.1/16, 1.1/8, 1.3/16, 1.1/4 AF			12,5 1/2"
1 pc. each				
<b>770-L1D</b>	270 mm			12,5 1/2"
<b>770-L3</b>	300 mm			12,5 1/2"
<b>770-L5/L6</b>	125 mm 250 mm			12,5 1/2"
1 pc. each				
<b>770-L7</b>	75 mm			12,5 1/2"
<b>222-16x20,8</b>				
<b>165-500</b>	2 pcs.			
<b>60-8A</b>				
<b>60-10A</b>				
<b>132-240</b>				
<b>470-BI 200</b>				
<b>490-BI 165</b>				
<b>495-BI 185</b>				
<b>473-J2</b>				
<b>473-J21</b>				
<b>539-IS...</b>	100, 125, 150, 200			
1 pc. each				
<b>545-IS...</b>	75, 150			
1 pc. each				
<b>547-PH...</b>	PH1 PH2			
1 pc. each				
<b>260-150</b>				
<b>261-150</b>				
<b>265-10</b>				
<b>264-...</b>	264-120x10x2 mm 264-120x10x3 mm 264-120x12x4 mm 264-120x12x5 mm 264-120x12x6 mm			
1 pc. each				
<b>1665-500</b>				
<b>246-2x200</b>				
<b>247-2x200</b>				
<b>248-2x200</b>				
<b>189</b>				

# WS-4M

## TOOL ASSORTMENT "MECHATRONIC"

- suitable for tool cabinet ELORA-No. 1100L
- suitable for roller tool cabinet Buddy ELORA-No. 1210-LOT, Super Caddy ELORA-No. 1220-LOT and ToolJET ELORA-No. 1225-LOT
- suitable for tool chest ELORA-No. 1221-LOT and 1226-LOT
- suitable for cantilever tool box ELORA-Nr. 810-L
- suitable for hard protective case ELORA-No. 1380-L and hard protective trolley case ELORA-No. 1381-L

Code	Number	Contents	Pieces	Weight/g
0000500401101	WS-4M	131 metric tools	1 assortment	22800
<b>205-...</b>	6, 7, 8, 9, 10, 11, 12, 13, 14, 15, 16, 17, 18, 19, 20, 21, 22 mm			
1 pc. each				
<b>1455-M...</b>	4, 4,5, 5, 5,5, 6, 7, 8, 9, 10, 11, 13 mm			
1 pc. each		6,3 1/4"		
<b>770-LM...</b>	10, 11, 12, 13, 14, 15, 16, 17, 19, 22, 24, 27, 30, 32 mm			
1 pc. each		12,5 1/2"		
<b>159-...</b>	1,5, 2, 2,5, 3, 4, 5, 6, 8, 10, 12 mm			
1 pc. each				
<b>1450-1D</b>	145 mm			
		6,3 1/4"		
<b>1450-4</b>	270 mm			
		6,3 1/4"		
<b>1450-5</b>	100 mm			
		6,3 1/4"		
<b>1450-8</b>	45 mm			
		6,3 1/4"		
<b>1450-3</b>	150 mm			
		6,3 1/4"		
<b>1450-16</b>	25 mm			
		6,3 1/4"		
<b>770-L1D</b>	270 mm			
		12,5 1/2"		
<b>770-L3</b>	300 mm			
		12,5 1/2"		
<b>770-L5/L6</b>	125 mm 250 mm			
1 pc. each		12,5 1/2"		
<b>770-L7</b>	75 mm			
		12,5 1/2"		
<b>1080</b>				
<b>1513</b>				
<b>1591</b>				
<b>1543-3</b>				
<b>242KM-125</b>	125 ml			
<b>466A-16,0</b>				
<b>930-205</b>				
<b>960-185</b>				
<b>950-160</b>				
<b>900IS-...</b>	108, 12508			
1 pc. each				
<b>910PH-...</b>	PH1 PH2			
1 pc. each				
<b>564N</b>				
<b>561</b>				
<b>600-IS...</b>	1,2 x 60, 1,5 x 60 2,0 x 60			
<b>610-PH...</b>	00 x 60 0 x 60			
<b>4680-MH E</b>				
<b>4550-F E</b>				
<b>262-150</b>				
<b>265-10</b>				
<b>271-...</b>	3,0, 5,0			
1 pc. each				
<b>246-2x200</b>				
<b>207-2x200</b>				
<b>248-2x200</b>				
<b>189</b>				
<b>1665-500</b>				
<b>1690-30</b>				
<b>3436-S36</b>	Bit-Box 36 pcs.			



# WS-4A

## TOOL ASSORTMENT "MECHATRONIC"

- suitable for tool cabinet ELORA-No. 1100L
- suitable for roller tool cabinet Buddy ELORA-No. 1210-LOT, Super Caddy ELORA-No. 1220-LOT and ToolJET ELORA-No. 1225-LOT
- suitable for tool chest ELORA-No. 1221-LOT and 1226-LOT
- suitable for cantilever tool box ELORA-Nr. 810-L
- suitable for hard protective case ELORA-No. 1380-L and hard protective trolley case ELORA-No. 1381-L

Code	Number	Contents	Pieces	Weight/g
0000600401101	WS-4A	128 inch tools	1 assortment	22800
<b>205A-...</b>	1/4, 5/16, 3/8, 7/16, 1/2, 9/16, 19/32, 5/8, 11/16, 3/4, 13/16, 7/8, 15/16, 1, 1.1/16, 1.1/4 AF			
1 pc. each				
<b>1455-A...</b>	3/16, 7/32, 1/4, 9/32, 5/16, 11/32, 3/8, 7/16, 1/2 AF			
1 pc. each		6,3 1/4"		
<b>770-LM...</b>	3/8, 7/16, 1/2, 9/16, 19/32, 5/8, 11/16, 3/4, 13/16, 7/8, 1, 1.1/16, 1.1/8, 1.1/4 AF			
1 pc. each		12,5 1/2"		
<b>159A-...</b>	1/16, 5/64, 3/32, 1/8, 5/32, 3/16, 7/32, 1/4, 5/16, 3/8 AF			
1 pc. each				
<b>1450-1D</b>	145 mm			
		6,3 1/4"		
<b>1450-4</b>	270 mm			
		6,3 1/4"		
<b>1450-5</b>	100 mm			
		6,3 1/4"		
<b>1450-8</b>	45 mm			
		6,3 1/4"		
<b>1450-3</b>	150 mm			
		6,3 1/4"		
<b>1450-16</b>	25 mm			
		6,3 1/4"		
<b>770-L1D</b>	270 mm			
		12,5 1/2"		
<b>770-L3</b>	300 mm			
		12,5 1/2"		
<b>770-L5/L6</b>	125 mm 250 mm			
1 pc. each		12,5 1/2"		
<b>770-L7</b>	75 mm			
		12,5 1/2"		
<b>1080</b>				
<b>1513</b>				
<b>1591</b>				
<b>1543-3</b>				
<b>242KM-125</b>	125 ml			
<b>466A-16,0</b>				
<b>930-205</b>				
<b>960-185</b>				
<b>950-160</b>				
<b>900IS-...</b>	108, 12508			
1 pc. each				
<b>910PH-...</b>	PH1 PH2			
1 pc. each				
<b>564N</b>				
<b>561</b>				
<b>600-IS...</b>	1,2 x 60, 1,5 x 60 2,0 x 60			
<b>610-PH...</b>	00 x 60 0 x 60			
<b>4680-MH E</b>				
<b>4550-F E</b>				
<b>262-150</b>				
<b>265-10</b>				
<b>271-...</b>	3,0, 5,0			
1 pc. each				
<b>246-2x200</b>				
<b>207-2x200</b>				
<b>248-2x200</b>				
<b>189</b>				
<b>1665-500</b>				
<b>1690-30</b>				
<b>3436-S36</b>	Bit-Box 36 pcs.			

# WS-5M

## TOOL ASSORTMENT

- suitable for tool cabinet ELORA-No. 1100L
- suitable for roller tool cabinet Buddy ELORA-No. 1210-LOT, Super Caddy ELORA-No. 1220-LOT and ToolJET ELORA-No. 1225-LOT

Code	Number	Contents	Pieces	Weight/g
0000500501100	WS-5M	146 metric tools	1 assortment	28600
<b>100-...</b>	6x7; 8x9; 10x11; 12x13; 14x15; 16x17; 18x19; 20x22; 21x23; 24x27; 25x28; 30x32 mm			
1 pc. each				
<b>110-...</b>	6x7; 8x9; 10x11; 12x13; 14x15; 16x17; 18x19; 20x22; 21x23; 24x27; 25x28; 30x32 mm			
1 pc. each				
<b>205-...</b>	8; 9; 10; 11; 12; 13; 14; 15; 16; 17; 18; 19; 20; 21; 22 mm			
1 pc. each				
<b>770-LM...</b>	10; 11; 12; 13; 14; 15; 16; 17; 18; 19; 21; 22; 23; 24; 25; 26; 27; 30; 32 mm		12,5	1/2"
1 pc. each				
<b>1455-M...</b>	4; 4,5; 5; 5,5; 6; 7; 8; 9; 10; 11; 13 mm		6,3	1/4"
1 pcs. each				
<b>157-11M</b>	4; 4,5; 5; 5,5; 6; 6,5; 7; 7,5 mm			
1 pc. each				
<b>158R-1</b>	2; 2,5; 3; 4; 5; 6; 8; 10 mm			
1 pc. each				
<b>188-13M</b>	0,05; 0,10; 0,15; 0,20; 0,25; 0,30; 0,40; 0,50; 0,60; 0,70; 0,80; 0,90; 1,00			
1 pc. each				
<b>770-L1D</b>	270 mm		12,5	1/2"
<b>770-L2</b>	300 mm		12,5	1/2"
<b>770-L3</b>	300 mm		12,5	1/2"
<b>770-L5/L6</b>	125 mm 250 mm		12,5	1/2"
1 pc. each				
<b>770-L7</b>	75 mm		12,5	1/2"
<b>1450-1D</b>	145 mm		6,3	1/4"
<b>1450-3</b>	150 mm		6,3	1/4"
<b>1450-4</b>	270 mm		6,3	1/4"
<b>1450-5</b>	100 mm		6,3	1/4"
<b>1450-8</b>	270 mm		6,3	1/4"
<b>222-16x20,8</b>	16x20,8 mm			
<b>165-500</b>	500 mm			
2 pcs.				
<b>170-...</b>	170-24x27 mm 170-32x38 mm			
<b>171-500x18</b>	500 mm			
<b>195CV-17</b>	17; 19; 22 mm; 11/16"AF			
<b>60-...</b>	60-6A, 160mm / 6"; 60-8A, 210mm / 8"; 60-10A, 260mm / 10"			
1 pc. each				
<b>480-330</b>	330 mm			
<b>132-...</b>	132-190 mm , 132-240 mm			
<b>500-250</b>	250 mm			
<b>470-BI 200</b>	200 mm			
<b>471-45BI 200</b>	200 mm			
<b>485-BI 165</b>	165 mm			
<b>490-BI 165</b>	165 mm			
<b>495-BI 185</b>	185 mm			
<b>473-J2</b>	180 mm			IN
<b>473-J21</b>	165 mm			IN
<b>474-...</b>	A2 A21			OUT
1 pc. each				
<b>242KM-250</b>	250 ccm			
<b>539-IS...</b>	IS 100; 150			
1 pc. each				
<b>545-IS...</b>	IS 60; 100; 150			
1 pc. each				
<b>543-IS 60</b>				
<b>555-PH1</b>				
<b>547-PH...</b>	547-PH 1; PH 2			
1 pc. each				
<b>260</b>	260-150 mm; 260-200 mm			
1 pc. each				
<b>261-150</b>	150 mm			
<b>264-...</b>	264-120x10x3; 120x12x4 ; 120x12x5; 120x12x6 mm			
1 pc. each				
<b>265-10</b>	120x10 mm			
<b>189</b>	420 mm			
<b>1665-300</b>	300 g			
<b>1665-35</b>				
<b>266-K</b>	262-125 mm, 262-150 mm 263-125 mm, 264-120x10x4 mm 264-120x12x4 mm, 265-120x10mm			
<b>246-1x200</b>	200 mm/8"			
<b>247-2x200</b>	200 mm/8"			
<b>248-2x200</b>	200 mm/8"			
<b>352-S6</b>	screw extractor set 350-6; 8; 11; 14; 18; 24			
1 set				

# WS-5A

## TOOL ASSORTMENT
























- suitable for tool cabinet ELORA-No. 1100L
- suitable for roller tool cabinet Buddy ELORA-No. 1210-LOT, Super Caddy ELORA-No. 1220-LOT and ToolJET ELORA-No. 1225-LOT

Code	Number	Contents	Pieces	Weight/g
0000600501100	WS-5A	151 inch tools	1 assortment	28200
<b>100A-...</b>	1/4x5/16; 5/16x3/8; 3/8 x7/16; 7/16x1/2; 1/2x9/16; 9/16x5/8; 5/8x11/16; 11/16x3/4; 3/4x7/8; 13/16x7/8; 15/16x1; 1.1/16x1.1/4 AF			
1 pc. each				
<b>110A-...</b>	1/4x5/16; 5/16x3/8; 3/8x7/16; 7/16x1/2; 1/2x9/16; 9/16x5/8; 5/8x11/16; 3/4x25/32; 13/16x7/8; 15/16x1; 1x1.1/8; 1.1/16x1.1/4 AF			
1 pc. each				
<b>205A-...</b>	5/16; 3/8; 7/16; 1/2; 9/16; 9/32; 5/8; 11/16; 3/4; 1/4; 13/16; 7/8; 15/16; 1; 1.1/16; 1.1/8; 1.1/4 AF			
1 pc. each				
<b>770-LA...</b>	3/8; 7/16; 1/2; 9/16; 19/32; 5/8; 11/16; 3/4; 25/32; 13/16; 7/8; 15/16; 31/32; 1; 1.1/16; 1.1/8; 1.3/16; 1.1/4 AF		12,5	1/2"
1 pc. each				
<b>1455-A...</b>	3/16; 7/32; 1/4; 9/32; 5/16; 11/32; 3/8; 7/16; 1/2 AF		6,3	1/4"
1 pc. each				
<b>157-11A</b>	3/16; 7/32; 1/4; 9/32; 5/16; 11/32; 3/8; 7/16 AF			
1 pc. each				
<b>158R-3</b>	1/16; 5/64; 3/32; 1/8; 5/32; 3/16; 7/32; 1/4 AF			
1 pc. each				
<b>188-13Z</b>	.002; .003; .004; .005; .006; .008; .010; .012; .015; .020; .025; .030; .035			
1 pc. each				
<b>770-L1D</b>	270 mm		12,5	1/2"
<b>770-L2</b>	300 mm		12,5	1/2"
<b>770-L3</b>	300 mm		12,5	1/2"
<b>770-L5/L6</b>	125 mm 250 mm		12,5	1/2"
1 pc. each				
<b>770-L7</b>	75 mm		12,5	1/2"
<b>1450-1D</b>	145 mm		6,3	1/4"
<b>1450-3</b>	150 mm		6,3	1/4"
<b>1450-4</b>	270 mm		6,3	1/4"
<b>1450-5</b>	100 mm		6,3	1/4"
<b>1450-8</b>	270 mm		6,3	1/4"
<b>222-16x20,8</b>	16x20,8 mm			
<b>165-500</b>	500 mm			
2 pcs.				
<b>170-...</b>	170-24x27 mm 170-32x38 mm			
<b>171-500x18</b>	500 mm			
<b>195CV-17</b>	17; 19; 22 mm; 11/16"AF			
<b>60-...</b>	60-6A, 160mm / 6"; 60-8A, 210mm / 8"; 60-10A, 260mm / 10"			
1 pc. each				
<b>480-330</b>	330 mm			
<b>132-...</b>	132-190 mm , 132-240 mm			
<b>500-250</b>	250 mm			
<b>470-BI 200</b>	200 mm			
<b>471-45-BI 200</b>	200 mm			
<b>485-BI 165</b>	165 mm			
<b>490-BI 165</b>	165 mm			
<b>495-BI 185</b>	185 mm			
<b>473-J2</b>	180 mm			
<b>473-J21</b>	165 mm			
<b>474-...</b>	A2 A21			
1 pc. each				
<b>242KM-250</b>	250 ccm			
<b>539-IS...</b>	IS 100; 150			
1 pc. each				
<b>545-IS...</b>	IS 60; 100; 150			
1 pc. each				
<b>543-IS 60</b>				
<b>555-PH1</b>				
<b>547-PH...</b>	547-PH 1; PH 2			
1 pc. each				
<b>260</b>	260-150 mm; 260-200 mm			
1 pc. each				
<b>261-150</b>	150 mm			
<b>264-...</b>	264-120x10x3; 120x12x4 ; 120x12x5; 120x12x6 mm			
1 pc. each				
<b>265-10</b>	120x10 mm			
<b>189</b>	420 mm			
<b>1665-300</b>	300 g			
<b>1665-35</b>				
<b>266-K</b>	262-125 mm, 262-150 mm 263-125 mm, 264-120x10x4 mm 264-120x12x4 mm, 265-120x10mm			
<b>246-1x200</b>	200 mm/8"			
<b>247-2x200</b>	200 mm/8"			
<b>248-2x200</b>	200 mm/8"			
<b>352-S6</b>	screw extractor set 350-6; 8; 11; 14; 18; 24			
1 set				

# WS-6M

## TOOL ASSORTMENT

- suitable for tool cabinet ELORA-No. 1100L
- suitable for roller tool cabinet Buddy ELORA-No. 1210-LOT, Super Caddy ELORA-No. 1220-LOT and ToolJET ELORA-No. 1225-LOT
- suitable for tool chest ELORA-No. 1221-LOT and 1226-LOT
- suitable for cantilever tool box ELORA-Nr. 810-L
- suitable for hard protective case ELORA-No. 1380-L and hard protective trolley Case ELORA-No. 1381-L
- suitable for installation tool bag ELORA-No. 1385-L






















Code	Number	Contents	Pieces	Weight/g
0000500601000	WS-6M	85 metric tools	1 assortment	7800
<b>146-...</b>	4, 4,5, 5, 5,5, 6, 7, 8, 9, 10, 11, 12, 13, 14, 17 mm		1 pc. each	
<b>113-...</b>	4x4,5, 5x5,5, 6x7, 8x9, 10x11 mm		1 pc. each	
<b>1455-M...</b>	4, 4,5, 5, 5,5, 6, 7, 8, 9, 10, 11, 12, 13, 14 mm	 	1 pc. each	6,3 1/4"
<b>158-R1</b>	2; 2,5; 3; 4; 5; 6; 8; 10 mm		1 pc. each	
<b>216-...</b>	4, 4,5, 5, 5,5, 6, 7, 8, 9, 10 mm		1 pc. each	
<b>1450-1D</b>	145 mm	 		6,3 1/4"
<b>1450-3</b>	150 mm	 		6,3 1/4"
<b>1450-4</b>	270 mm	 		6,3 1/4"
<b>1450-5</b>	100 mm	 		6,3 1/4"
<b>1450-8</b>	45 mm	 		6,3 1/4"
<b>131BI-240</b>				
<b>476-BI...</b>	145 170		1 pc. each	=
<b>477-BI...</b>	145 170		1 pc. each	● ●
<b>490-BI 165</b>				✕
<b>494-BI 160</b>				◀▶
<b>495-BI 165</b>				=
<b>900IS-...</b>	75, 100, 7506, 108, 12510		1 pc. each	  
<b>910PH-...</b>	PH0 PH1 PH2		1 pc. each	  
<b>242K-60</b>	60 ml			
<b>237-500</b>				
<b>1665-100</b>				
<b>566-150</b>		   		
<b>1591-250</b>				
<b>257A</b>				
<b>740-...</b>	4,0 5,5 8,0		1 pc. each	⊖
<b>730-...</b>	1 + 3		1 pc. each	⊕
<b>271-...</b>	2, 3, 4, 5		1 pc. each	



# WS-9M

## TOOL ASSORTMENT

- suitable for tool cabinet ELORA-No. 1100L
- suitable for roller tool cabinet Buddy ELORA-No. 1210-LOT, Super Caddy ELORA-No. 1220-LOT and ToolJET ELORA-No. 1225-LOT
- suitable for tool chest ELORA-No. 1221-LOT and 1226-LOT
- suitable for cantilever tool box ELORA-Nr. 810-L
- suitable for hard protective case ELORA-No. 1380-L and hard protective trolley Case ELORA-No. 1381-L
- suitable for Installation tool bag ELORA-No. 1385-L
- suitable for cantilever tool box ELORA-Nr. 800-L, 810-L, 803-L, 813-L

Code	Number	Contents	Pieces	Weight/g
0000500901000	WS-9M	48 metric tools	1 assortment	5300
203-...	6, 7, 8, 10, 13, 15, 17, 19 mm			
159-S-KK-1	2,5, 3, 4, 5, 6, 8 mm			
770-LM...	10, 11, 12, 13, 14, 15, 16, 17, 18, 19, 20, 22			
251				
561				
586				
132-240				
1665-200				
260-150				
265-10				
271-4				
321-180				
470-BI200				
490-BI 165				
495-BI 185				
545-IS...	75, 100, 125, 150			
547-...	PH1 PH2			
770-L1D	270 mm			
770-L3	300 mm			
770-L6	250 mm			
771-LTZ 20,8				

# WS-8M

## PLUMBING TOOL SET

- suitable for tool cabinet ELORA-No. 1100L
- suitable for roller tool cabinet Buddy ELORA-No. 1210-LOT, Super Caddy ELORA-No. 1220-LOT and ToolJET ELORA-No. 1225-LOT
- suitable for tool chest ELORA-No. 1221-LOT and 1226-LOT
- suitable for cantilever tool Box ELORA-Nr. 810-L
- suitable for hard protective case ELORA-No. 1380-L and hard protective trolley case ELORA-No. 1381-L
- suitable for cantilever tool box ELORA-Nr. 810-L

Code	Number	Contents	Pieces	Weight/g
0000500811001	WS-8M	59 metric tools	1 assortment	15000
<b>121-...</b>	8x10, 9x11, 12x14, 13x15, 14x16, 17x19, 21x23, 22x24 mm			
1 pc. each				
<b>204-...</b>	10, 11, 12, 13, 14, 15, 16, 17, 18, 19, 22, 24 mm			
1 pc. each				
<b>159-...</b>	1,5, 2, 2,5, 3, 4, 5, 6, 8, 10, 12 mm			
<b>770-L1ZI</b>	250	12,5 1/2"		
<b>539-IS...</b>	100, 125, 150			
1 pc. each				
<b>559-PH...</b>	PH1 PH2			
1 pc. each				
<b>468-BI</b>				
<b>470-BI 165</b>				
<b>60-12MB</b>				
<b>68SN-1.1/2</b>				
<b>132-240</b>				
<b>301-250</b>				
<b>181</b>				
<b>138</b>				
<b>137</b>				
<b>1665-500</b>				
<b>65-2</b>				
<b>179-16</b>				
<b>180-35</b>				
<b>64</b>				
<b>182-42</b>				
<b>365-200x8x10</b>				
<b>362-250</b>				
<b>283HS</b>				
<b>1544H</b>				
<b>561</b>				
<b>189P</b>				
<b>281-90</b>				
<b>1672-1250</b>				
<b>484R-260</b>				
<b>139-100</b>				

# WS-8A

## PLUMBING TOOL SET

- suitable for tool cabinet ELORA-No. 1100L
- suitable for roller tool cabinet Buddy ELORA-No. 1210-LOT, Super Caddy ELORA-No. 1220-LOT and ToolJET ELORA-No. 1225-LOT
- suitable for tool chest ELORA-No. 1221-LOT and 1226-LOT
- suitable for cantilever tool Box ELORA-Nr. 810-L
- suitable for hard protective case ELORA-No. 1380-L and hard protective trolley case ELORA-No. 1381-L
- suitable for cantilever tool box ELORA-Nr. 810-L

Code	Number	Contents	Pieces 	Weight/g 
0000600811001	WS-8A	57 inch tools	1 assortment	15000
<b>121-...</b>	5/16x3/8, 7/16x1/2, 9/16x5/8, 5/8x3/4, 3/4x7/8, 1x1.1/8 AF			
1 pc. each				
<b>204A-...</b>	5/16, 3/8, 7/16, 1/2, 9/16, 5/8, 11/16, 3/4, 13/16, 7/8, 15/16, 1 AF			
1 pc. each				
<b>159A-...</b>	1/16, 5/64, 3/32, 1/8, 5/32, 3/16, 7/32, 1/4, 5/16, 3/8 AF			
<b>770-L1ZI</b>	250	 12,5 1/2"		
<b>539-IS...</b>	100, 125, 150			
1 pc. each				
<b>559-PH...</b>	PH1 PH2			
1 pc. each				
<b>468-BI</b>		 		
<b>470-BI 165</b>		 		
<b>60-12MB</b>				
<b>68SN-1.1/2</b>				
<b>132-240</b>				
<b>301-250</b>				
<b>181</b>				
<b>138</b>				
<b>137</b>				
<b>1665-500</b>				
<b>65-2</b>				
<b>179-16</b>				
<b>180-35</b>				
<b>64</b>				
<b>182-42</b>				
<b>365-200x8x10</b>				
<b>362-250</b>				
<b>283HS</b>				
<b>1544H</b>				
<b>561</b>		 		
<b>189P</b>				
<b>281-90</b>				
<b>1672-1250</b>				
<b>484R-260</b>				
<b>139-100</b>				

# WS-10M

## ELECTRICIAN TOOL SET

- suitable for tool cabinet ELORA-No. 1100L
- suitable for roller tool cabinet Buddy ELORA-No. 1210-LOT, Super Caddy ELORA-No. 1220-LOT and ToolJET ELORA-No. 1225-LOT
- suitable for tool chest ELORA-No. 1221-LOT and 1226-LOT
- suitable for cantilever tool box ELORA-Nr. 810-L
- suitable for hard protective case ELORA-No. 1380-L and hard protective trolley case ELORA-No. 1381-L
- suitable for installation tool bag ELORA-No. 1385-L
- suitable for cantilever tool box ELORA-Nr. 810-L





































Code	Number	Contents	Pieces	Weight/g
0000501101001	WS-10M	75 metric tools	1 assortment	5800
<b>100-...</b>	14x17, 18x19, 21x23, 22x24			
1 pc. each				
<b>146-...</b>	4, 4,5, 5, 5,5, 6, 7, 8, 9, 10, 11, 12, 13 mm			
1 pc. each				
<b>159-...</b>	1,5, 2, 2,5, 3, 4, 5, 6, 8, 10, 12 mm			
1 pc. each				
<b>1455-M...</b>	4, 4,5, 5, 5,5, 6, 7, 8, 9, 10, 11, 13 mm			
1 pc. each				
<b>1450-1D</b>	145 mm			
<b>1450-4</b>	270 mm			
<b>1450-5</b>	100 mm			
<b>1450-8</b>	45 mm			
<b>1450-3</b>	150 mm			
<b>543-IS 60</b>				
<b>555-PH1</b>				
<b>549-PZ...</b>	PZ1, PZ2			
1 pc. each				
<b>730-1</b>				
<b>740-...</b>	5,5, 8,0			
1 pc. each				
<b>910PH-...</b>	PH1, PH2			
1 pc. each				
<b>900IS-...</b>	106, 108, 12508, 150			
1 pc. each				
<b>563</b>				
<b>960-185</b>				
<b>930-165</b>				
<b>920-165</b>				
<b>935-45</b>				
<b>970-160</b>				
<b>61-MB 10</b>				
<b>260-175</b>				
<b>264-...</b>	264-120x10x2 mm, 264-120x10x4 mm			
1 pc. each				
<b>265-10</b>				
<b>365-250x10x15</b>				
<b>1665-300</b>				
<b>132-240</b>				
<b>257-50</b>				
<b>257-S</b>	saw blade, universal			
<b>746</b>				
<b>1591-250</b>				
<b>281</b>				
<b>1543-3</b>				
<b>498-1</b>				



# WS-10A

## ELECTRICIAN TOOL SET

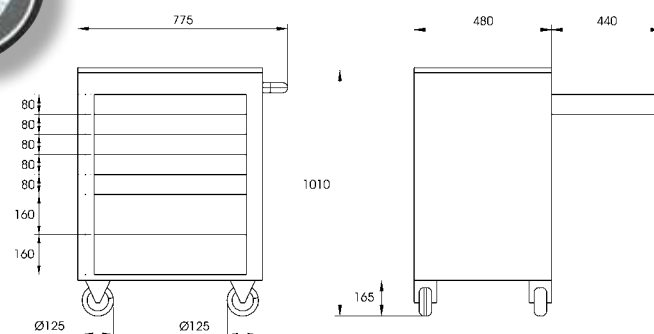
- suitable for tool cabinet ELORA-No. 1100L
- suitable for roller tool cabinet Buddy ELORA-No. 1210-LOT, Super Caddy ELORA-No. 1220-LOT and ToolJET ELORA-No. 1225-LOT
- suitable for tool chest ELORA-No. 1221-LOT and 1226-LOT
- suitable for cantilever tool box ELORA-Nr. 810-L
- suitable for hard protective case ELORA-No. 1380-L and hard protective trolley case ELORA-No. 1381-L
- suitable for installation tool bag ELORA-No. 1385-L
- suitable for cantilever tool box ELORA-Nr. 810-L

Code	Number	Contents	Pieces	Weight/g
0000601101001	WS-10A	76 inch tools	1 assortment	5800
<b>100A-...</b>	9/16x5/8, 11/16x3/4, 13/16x7/8, 15/16x1 AF			
1 pc. each				
<b>146A-...</b>	5/32, 3/16, 7/32, 9/32, 5/16, 11/32, 3/8, 13/32, 7/16, 1/2, 9/16, 5/8 AF			
1 pc. each				
<b>159A-...</b>	1/16, 5/64, 3/32, 1/8, 5/32, 3/16, 7/32, 1/4, 5/16, 3/8 AF			
1 pc. each				
<b>1455-A...</b>	3/16, 7/32, 1/4, 9/32, 5/16, 11/32, 3/8, 7/16, 1/2 AF			
1 pc. each				
<b>1450-1D</b>	145 mm			
<b>1450-4</b>	270 mm			
<b>1450-5</b>	100 mm			
<b>1450-8</b>	45 mm			
<b>1450-3</b>	150 mm			
<b>543-IS 60</b>				
<b>555-PH1</b>				
<b>549-PZ...</b>	PZ1, PZ2			
1 pc. each				
<b>730-1</b>				
<b>740-...</b>	5,5, 8,0			
1 pc. each				
<b>910PH-...</b>	PH1, PH2			
1 pc. each				
<b>900IS-...</b>	106, 108, 12508, 150			
1 pc. each				
<b>563</b>				
<b>960-185</b>				
<b>930-165</b>				
<b>920-165</b>				
<b>935-45</b>				
<b>970-160</b>				
<b>61-MB 10</b>				
<b>260-175</b>				
<b>264-...</b>	264-120x10x2 mm, 264-120x10x4 mm			
1 pc. each				
<b>265-10</b>				
<b>365-250x10x15</b>				
<b>1665-300</b>				
<b>132-240</b>				
<b>257-50</b>				
<b>257-S</b>	saw blade, universal			
<b>746</b>				
<b>1591-250</b>				
<b>281</b>				
<b>1543-3</b>				
<b>498-1</b>				

## 1210-LOT

### ROLLER TOOL CABINET BUDDY

- 7 drawers
- solid metal sheet pattern, corrosion- and scratch-resistant powder-coating
- shelf space on the top made of ABS plastic with 5 storage compartments for small parts and rim on all sides
- solid handlebar, mounting possible on both sides
- up to 6 different accessories mountable in the recessed side wall e.g. storage foldable tray for small parts ELORA No. 1210-ES, screwdriver tray for 8 screwdrivers ELORA No. 1210-SD
- 2 can holder are included
- central locking system with 2 keys
- loading capacity of each drawer 20 kg respectively 30 kg for the two lower drawers
- each drawer has a safety locking system and is 100% extractable
- drawer with ball bearing guide rails
- drawer internal measurements W 570 x D 410 mm
- drawers ELORA-black powder-coated
- can be Individually equipped with ELORA OMS modules
- total loading capacity 300 kg
- broad gauge running gear with 4 Ø 125 mm full rubber, smooth running casters, 2 swivel castors with double break function (tangential and axial)
- delivery without tools and accessories



Code	Number	Height mm	Width mm	Depth mm	Loading Capacity kg	suitable assortments	Pieces	Weight/g
1210000006000	1210-LOT	1010	710	470	300	WS-1 to 10	1	67000
1210000016000	1210-LROT	1010	710	470	300	WS-1 to 10	1	67000
1210000026000	1210-LBOT	1010	710	470	300	WS-1 to 10	1	67000

## 1210-...

### ACCESSORIES ROLLER TOOL CABINET BUDDY

- for ELORA roller tool cabinet Buddy; ELORA-No. 1210-LOT
- up to 6 different accessories mountable in the recessed side wall e.g. storage foldable tray for small parts ELORA No. 1210-ES, screwdriver tray for 8 screwdrivers ELORA No. 1210-SD
- the wooden panel ELORA No. 1210-PL fits exactly onto the ABS-storage shelf and make it a plane working surface

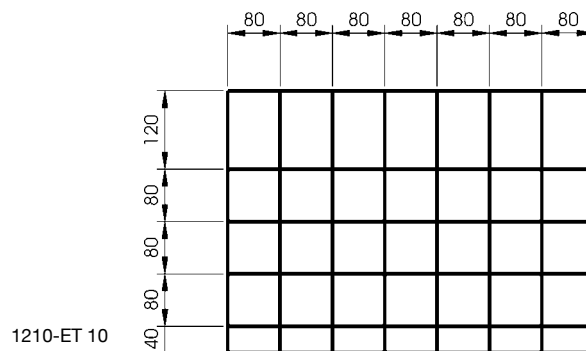
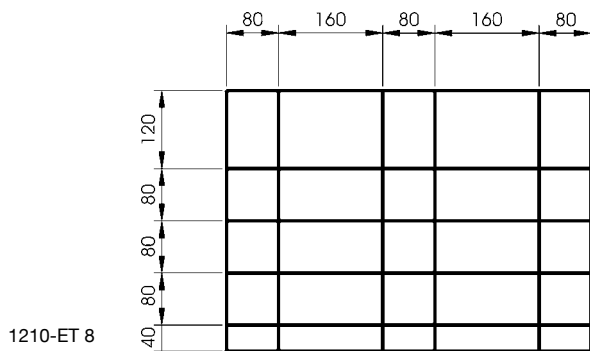
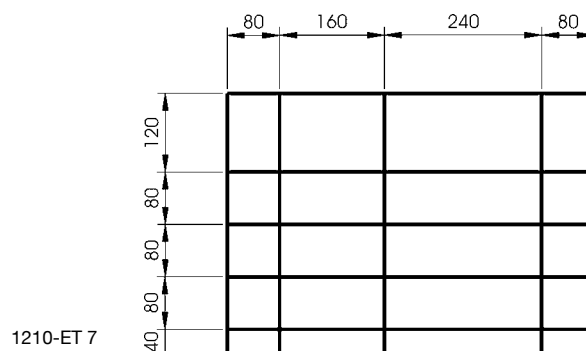
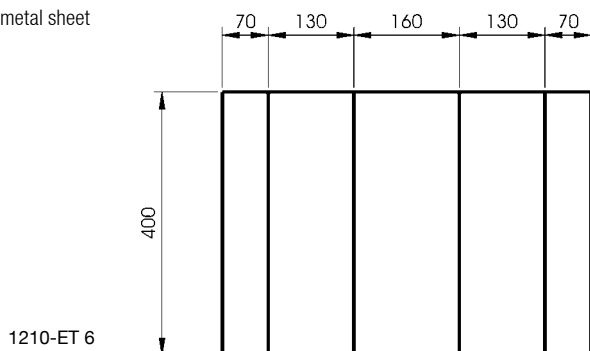


Code	Number	Productinformation	Pieces	Weight/g
1210800001001	1210-ES	Foldable Tray	1	550
1210800001002	1210-SD	Screwdriver Tray	1	410
1210800001003	1210-PL	Wooden Panel	1	4000

## 1210-ET...

### DRAWER SEPERATOR FOR ROLLER TOOL CABINET BUDDY

- for division of the drawers
- metal sheet



Code	Number	Productinformation	Height mm	Pieces	Weight/g
1210800061000	1210-ET 6	6 pcs.	50	1	1108
1210800071000	1210-ET 7	7 pcs.	50	1	1086
1210800081000	1210-ET 8	8 pcs.	50	1	1212
1210800101000	1210-ET 10	10 pcs.	50	1	1566

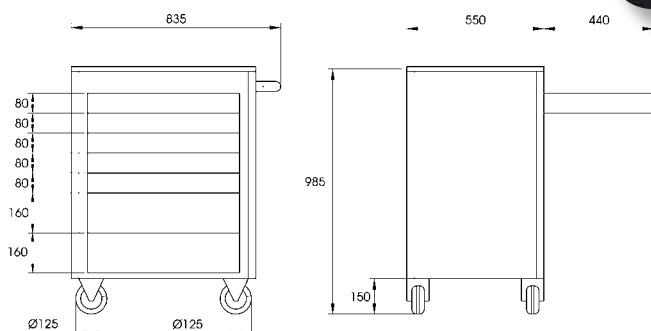



## 1220-LOT

### ROLLER TOOL CABINET SUPER CADDY

01

- 7 drawers
- solid metal sheet pattern, ELORA-yellow (RAL 1006)
- corrosion- and scratch-resistant powder-coating
- shelf space on the top made of ABS plastic with 3 storage compartments for small parts, holes for 4 screwdrivers and 3 cans, rim on all sides
- 200 kg shelf load capacity due to strengthened top cover
- solid handlebar, mounting possible on both sides
- sides and back panel with Euro-Perforation 10 x 38 mm (hole square 10 x 10 mm, hole centre-hole centre 38 x 38 mm) for mounting accessory hooks, trays, waste basket, can holder, paper roll holder, cable drum
- central locking system with cylinder lock and 2 keys
- loading capacity of each drawer 40 kg
- each drawer has a safety locking system and is 100% extractable
- drawer with ball bearing guide rails
- drawer internal measurements W 573 x D 410 mm
- drawers ELORA-black powder-coated (RAL 9005)
- can be individually divided with separators or equipped with ELORA-OMS modules
- total loading capacity 300 kg
- broad gauge running gear with 4 Ø 125 mm full rubber, smooth running castors, 2 swivel castors with double break function (tangential and axial)
- expandable with tool chest ELORA No. 1221-LOT, 1226-LOT and rear panel ELORA No. 1220-RW
- special colour and tray configuration on request
- delivery without tools and accessories



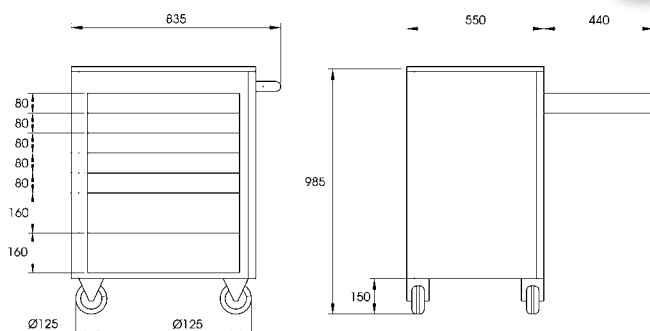
Code	Number	Height mm	Width mm	Depth mm	Loading Capacity kg	suitable assortments	Pieces 	Weight/g 
1220000006000	1220-LOT	977	705	545	300	WS-1 to 10	1	78000



## 1225-LOT

### ROLLER TOOL CABINET TOOLJET

- 7 drawers
- solid metal sheet pattern with solid sub construction, ELORA-yellow (RAL 1006)
- corrosion- and scratch-resistant powder-coating
- shelf space on the top made of ABS plastic with 3 storage compartments for small parts, holes for 4 screwdrivers and 3 cans, rim on all sides
- 200 kg shelf load capacity due to strengthened top cover
- solid ergonomic steel reinforced handlebar, mounting possible on both sides
- sides and recessed back panel with Euro-Perforation 10 x 38 mm (hole square 10 x 10 mm, hole centre-hole centre 38 x 38 mm) for mounting accessory hooks, trays, waste basket, can holder, paper roll holder, cable drum
- central locking system with cylinder lock and individual drawer lock system (if one drawer is open it is not possible to open another one)
- loading capacity of each drawer 40 kg
- each drawer has a safety locking system and is 100% extractable
- drawer with ball bearing guide rails
- drawer internal measurements W 573 x D 410 mm
- drawers ELORA-black powder-coated (RAL 9005)
- can be individually divided with separators or equipped with ELORA-OMS modules
- total loading capacity 300 kg
- broad gauge running gear with 4 Ø 125 mm full rubber, smooth running castors, 2 swivel castors with double break function (tangential and axial)
- expandable with tool chest ELORA No. 1221-LOT, ELORA No. 1226-LOT and rear panel ELORA No. 1220-RW
- special colour and tray configuration on request
- delivery without tools and accessories



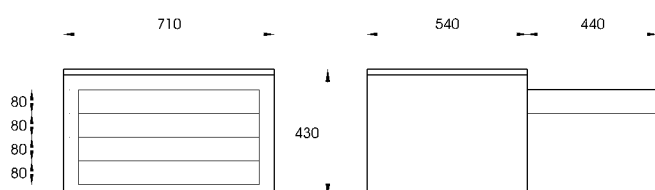
Code	Number	Height mm	Width mm	Depth mm	Loading Capacity kg	suitable assortments	Pieces	Weight/g
1225000006000	1225-LOT	980	705	545	450	WS-1 to 10	1	82000

# 1221-LOT

## TOOL CHEST

01

- 4 drawers
- suitable as top part for Super Caddy ELORA-No. 1220-LOT and ToolJET ELORA-No. 1225-LOT
- solid metal sheet pattern, ELORA-yellow (RAL 1006)
- corrosion- and scratch-resistant powder-coating
- shelf space on the top made of ABS plastic with 3 storage compartments for small parts, holes for 4 screwdrivers and 3 cans, rim on all sides
- 100 kg shelf load capacity
- central locking system with cylinder lock
- one embedded handle each side
- loading capacity of each drawer 35 kg
- each drawer has a safety locking system and is 100% extractable
- drawer with ball bearing guide rails
- drawer internal measurements W 573 x D 410 mm
- drawers ELORA-black coated (RAL 9005)
- each drawer can be individually divided alongside and across by separators or equipped with ELORA-OMS modules
- total loading capacity 50 kg

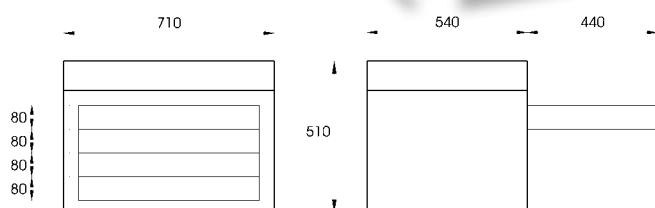


Code	Number	Height mm	Width mm	Depth mm	Loading Capacity kg	suitable assortments	Pieces	Weight/g
1221000006000	1221-LOT	450	705	545	50	WS-1, 2, 3, 4, 6, 8, 9, 10	1	44000

## 1226-LOT

### TOOL CHEST

- 4 drawers
- suitable as top part for ToolJET ELORA-No. 1225-LOT and Super Caddy ELORA-No. 1220-LOT
- solid metal sheet pattern, ELORA-yellow (RAL 1006)
- corrosion- and scratch-resistant powder-coating
- gas pressure springs for easy lid opening, document compartment
- 100 kg shelf load capacity
- central locking system with cylinder lock
- one embedded handle each side
- loading capacity of each drawer 35 kg
- each drawer has a safety locking system and is 100% extractable
- drawer with ball bearing guide rails
- drawer internal measurements W 573 x D 410 mm
- drawers ELORA-black coated (RAL 9005)
- each drawer can be individually divided alongside and across by separators or equipped with ELORA-OMS modules
- total loading capacity 50 kg



Code	Number	Height mm	Width mm	Depth mm	Loading Capacity kg	suitable assortments	Pieces	Weight/g
1226000006000	1226-LOT	510	705	545	50	WS-1, 2, 3, 4, 6, 8, 9, 10	1	45000

## 1220-...

### ACCESSORIES ROLLER TOOL CABINET SUPER CADDY, TOOLJET AND MOBILE WORKBENCH

- Accessories roller tool cabinet Super CADDY, ELORA-No. 1220-LOT and ToolJET, ELORA-No. 1225-LOT and mobile work bench, ELORA-No. 1820-LOT
- at the side and rear panel of the roller tool cabinet accessories can be mounted by using the Euro-perforation 10 x 38 mm (square 10 x 10 mm, hole centre to hole centre 38 x 38 mm)

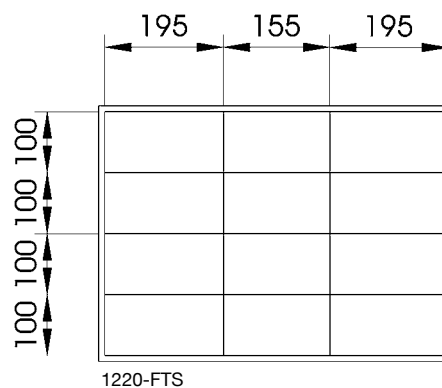
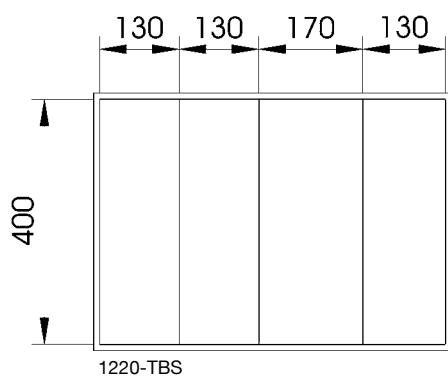


Code	Number	Productinformation	Dimensions WxHxD	Pieces	Weight/g
1220800016000	1220-PK	Waste Basket	300x300x250	1	2860
1220800026000	1220-PH	Paper Roll Holder	300x200x150	1	1430
1220800036000	1220-DH	Can Holder	300x200x150	1	2110
1220802206000	1220-AS220	Tray	220x60x80	1	540
1220803006000	1220-AS300	Tray	300x60x80	1	720
1220800046000	1220-KT	Cable Roller 10 m	-	1	2000
1220800056000	1220-RW	Rear Panel	455x700	1	6800
1220800066000	1220-KS	Edge protector	-	1	350

## 1220-TBS..., 1220-FTS...

### SEPARATING PLATES

- drawer division for ELORA-SuperCaddy ELORA-No. 1220-LOT and ELORA ToolJet, ELORA-No. 1225-L, tool chest (ELORA-No. 1221-LOT and 1226-LOT) and mobile work bench, ELORA-No. 1820-LOT
- for division of the drawers
- zinc-plated metal sheet



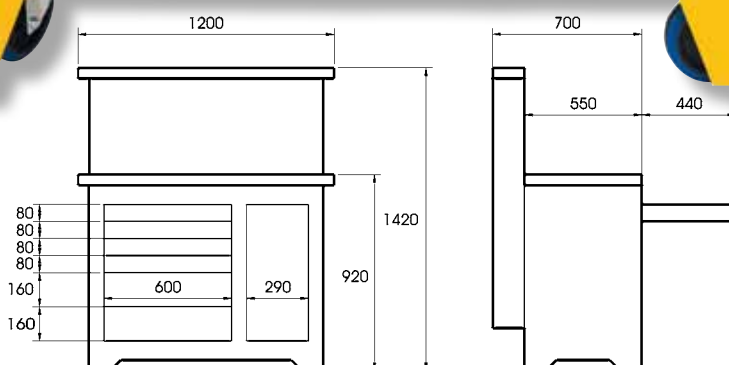
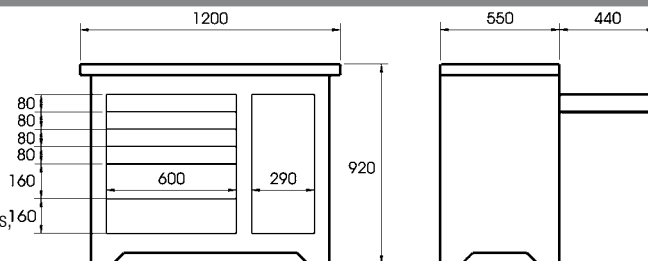
Code	Number	Productinformation	Height mm	Pieces	Weight/g
1220800606000	1220-TBS60	Separating Plate, 3 pcs.	60	1	200
1220801006000	1220-TBS100	Separating Plate, 3 pcs.	100	1	350
1220800806000	1220-FTS80	Separator Set	80	1	1120
1220801606000	1220-FTS160	Separator Set	160	1	3035



# 1820-LOT, 1821

## MOBILE WORKBENCH WITH OPTIONALLY TOOL-BACK PANEL, RETRACTABLE

- 1820-LOT, mobile workbench
- solid metal sheet pattern with solid base construction
- corrosion- and scratch resistant powder-coating ELORA-yellow (RAL 1006)
- when the heavy duty tubular arm is raised the work bench is easily moveable
- broad gauge running gear with 4 Ø125 mm smooth running castors, 2 swivel castors, 2 fixed castors for heavy loads
- the foot rest at the swivel castors side can be lowered to ensure a firm and secure base
- drawer with ball bearing guide rails
- loading capacity of each drawer 40 kg
- each drawer has a safety locking system and is 100% extractable
- drawer internal measurements W 483 x D 410 mm
- drawers ELORA-black powder-coated (RAL 9005)
- drawers can be individually divided with separators or equipped with ELORA-OMS modules
- big lockable compartment with two dividers at the right side
- total loading capacity 500 kg
- 2 cylinder locks, simultaneous locking
- solid wood working surface, 40 mm, round front edges
- sides with Euro-perforation 10 x 38 mm (hole square 10 x 10 mm, hole centre – hole centre 38 x 38 mm) for mounting accessory hooks ELORA-No. 1110-..., accessories e.g. paper roll holder ELORA-No. 1220-PH, waste basket ELORA-No. 1220-PK etc.
- as option available with retractable tool back panel ELORA-No. 1821
- delivery without tools and accessories



- 1821, Tool-Back Panel, retractable
- as option to mount on workbench ELORA-No. 1820-LOT
- flush level surface of the workbench and the tool back panel
- the tool-back panel is via a cylinder lock extra lockable
- two gas pressure springs automatically open the tool-back panel
- pressure spring extension force 300N each
- with Euro-perforation 10 x 38 mm (hole square 10 x 10 mm, hole centre – hole centre 38 x 38 mm) for mounting accessory hooks ELORA-No. 1110-...
- delivery without tools and accessories



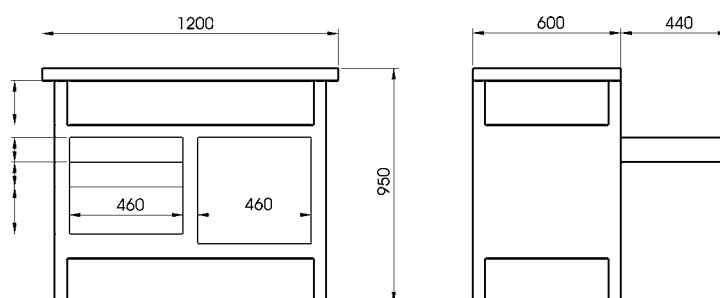
Code	Number	Height (opened) mm	Height (closed) mm	Width mm	Depth mm	Loading capacity kg	Pieces	Weight/g
1820500006000	1820-LOT	1405	900	1200	555	500	1	110000
1821000006000	1821	-	775	1200	205	-	1	35000



## 1810-LOT

### WORKBENCH

01

- massive beech wood bench top, bolt like laminated, oiled, 40 mm
- static load: 300 kg (distributed load)
- floor level adjustment screws
- drawers 100% extractable
- drawers internal measurements W 430 x D 520 mm
- load each drawer: ca. 35 kg
- central locking system for the drawers
- 2 locks per workbench keyed alike, main key available
- drawers can be divided with separator set ELORA-No. 1810-ET
- door lockable by 2 cylinder locks, simultaneous locking
- powder-coated, body ELORA-yellow (RAL1006, door/ drawers ELORA-black RAL9005)




Code	Number	Height mm	Width mm	Depth mm	Loading Capacity kg	Pieces 	Weight/g 
1810500006000	1810-LOT	840	1200	600	300	1	93000
1810500007000	1810-ET	60	-	-	-	1	800

## 1815

### WORK TABLE, FOLDABLE

- for mobile use, foldable to measurement H 140, W 1000, D 700 mm
- strong, multiple glued beech wood working surface
- rack made of steel tube, scratch-resistant ELORA yellow lacquered





Code	Number	Height mm	Width mm	Depth mm	Loading Capacity kg	Pieces 	Weight/g 
1815010001000	1815	820	1000	700	500	1	34000

## 800L/810L

### CANTILEVER TOOL BOX WITH 5 TRAYS

- blue lacquered, to be locked with padlock ELORA-No. 256
- heavy gauge sheet steel





Code+	Number	Width mm	Height mm	Depth mm	suitable assortments	Pieces 	Weight/g 
0800520031000	800L	430	200	200	WS-1, 9	1	4300
0810510031000	810L	530	200	200	WS-1, 2, 3, 4, 8, 9, 10	1	5200

## 803L/813L

### CANTILEVER TOOL BOX WITH 3 TRAYS

- blue lacquered, to be locked with padlock ELORA-No. 256
- heavy gauge sheet steel



Code	Number	Width mm	Height mm	Depth mm	suitable assortments	Pieces 	Weight/g 
0803510036000	803L	430	150	195	WS-1, 9	1	3300
0813510036000	813L	530	150	195	WS-1, 9	1	3600





## 1380-L

### HARD PROTECTIVE CASE

- variable dividable floor shell
- removable cover board with 15 tool pockets
- removable tool board with 22 tool pockets on the front and back
- document compartment in the lid (A4 format)
- 2 lockable clip locks made of metal
- hinge cover
- robust aluminium frame with protection for the sharp edges
- trolley case made of dent proof black ABS material
- delivery without tools





Code	Number	Internal measurements WxDxH mm	External measurements WxDxH mm	max. bearing load	suitable assortments	Pieces 	Weight/g 
1380000000000	1380-L	460x315x169	490x365x188	25	WS-4, 6, 8, 9, 10	1	4500

## 1381-L

### HARD PROTECTIVE TROLLEY CASE

- mobile case with telescopic handle and 2 free running rollers
- variable dividable floor shell
- removable cover board with 15 tool pockets
- removable tool board with 23 tool pockets on the front and back
- document compartment in the lid (A4 format)
- 2 lockable clip locks made of metal and additional combination lock
- hinge cover
- robust aluminium frame with protection for the sharp edges
- trolley case made of dent proof black ABS material
- delivery without tools





Code	Number	Internal measurements WxDxH mm	External measurements WxDxH mm	max. bearing load	Volume l	suitable assortments	Pieces 	Weight/g 
1381000000000	1381-L	485x350x195	500x430x270	30	36	WS-4, 6, 8, 9, 10	1	7100

## 1386-L

### TECHNICIANS NOTEBOOK TOOL BAG

- padded lap-top compartment (17") and additional document compartment (A4 format)
- removable tool board with 8 pockets on the front and 2 rows elastic hangers on the back
- 2 small and 5 big pockets on the inside
- key ring holder
- front side 90 ° foldable
- on each side big attached pocket with hook and loop fastener
- splash proofed bottom
- adjustable strap with shoulder cushion quick fastener
- handle double fixable
- made of tear-proofed black nylon
- delivery without tools and accessories



Code	Number	Internal measurements WxDxH mm	External measurements WxDxH mm	max. bearing load	Pieces 	Weight/g 
1386000000000	1386-L	440x320x180	450x340x200	12	1	2700





## 1385-L

### INSTALLATION TOOL BAG

- robust tool bag with moisture repellent bottom
- solid metal handle with padded grip
- removable cover and padded carrying strap
- outside 5 compartments with hook and loop fastener, fixation for water level
- inside 10 pockets and 8 hangers
- made of tear-proofed durable black nylon
- delivery without tools



Code	Number	Internal measurements WxDxH mm	External measurements WxDxH mm	max. bearing load	suitable assortments	Pieces 	Weight/g 
1385000000000	1385-L	400x190x240	450x250x270	12	WS-6, 9, 10	1	2000

## 1100L

### TOOL CABINET, LARGE MODEL

- with 2 doors and 2 drawers, lockable, lacquered in ELORA-yellow
- heavy gauge sheet steel




Code	Number	Width mm	Height mm	Depth mm	suitable assortments	Pieces 	Weight/g 
1100520001000	1100L	650	1000	300	WS-1 to 5	1	30000

## 1110-...

### HOLDER

- for use in work bench ELORA-No. 1820-LOT , back and side panels of roller the tool cabinets ELORA-No. 1220-LOT, 1225-LOT
- for euro-hole perforation board with hole square 10 x 10 mm, distance from hole centre to hole centre 38 mm vertical and horizontal
- made of steel sheet, 1,25 mm thick
- 1110 KH made from plastic



Code	Number	Productinformation	Pieces 	Weight/g 
1110900002025	1110 SH 25	Tool Holder	1	20
1110900002050	1110 SH 50	Tool Holder	1	24
1110900012050	1110 DH 50	Tool Holder, double hook	1	62
1110900002080	1110 MH 80	Machine Holder	1	84
1110900002006	1110 SD 6	Screwdriver Holder	1	169
1110900002000	1110 KH	Terminal Holder, plastic	1	16
1110900781000	1110-S 78	Hook assortment composed of: 25x 1110 SH 25 25x 1110 SH 50 25x 1110 DH 50 1x 1110 MH 80 1x 1110 SD 6 1x 1110 KH	1	2919

## 1200-RM 18

### ANTI SLIP MAT

- for drawers in tool cabinets and work benches
- black plastic, material sold by meter



Code	Number	Width mm	Pieces 	Weight/g 
1200004752000	1200-RM 18	475	1	650

## 256

### PADLOCK

- for cantilever tool box ELORA-No.800L, 803L, 810L and 813L
- with steel bow 29 mm, incl. 2 keys
- Brass





Code	Number	Width mm	Pieces 	Weight/g 
0256000000000	256	43,8	1	80

**OMS-15****MODULE-DOUBLE OPEN ENDED SPANNER**

- for ELORA-roller tool cabinets, ELORA-tool chest and ELORA-work bench, ELORA-No. 1820-LOT
- black, with yellow signal colour
- oil and grease resistant
- chemical resistant
- Width: 41,5 cm, Depth: 18,9 cm
- hard foam insert


 mm



01

Code	Number	Contents	Pieces 	Weight/g 
0000411501000	OMS-15	Double Open-Ended Spanners DIN 3110 100- 6×7, 8×9, 10×11, 12×13, 14×15, 16×17, 18×19, 20×22 mm	1	900
0000411507000	OMS-15L	empty module	1	80

**OMS-1****MODULE-COMBINATION SPANNERS, CRANKED**

- for ELORA-roller tool cabinets, ELORA-tool chest and ELORA-work bench, ELORA-No. 1820-LOT
- black, with yellow signal colour
- oil and grease resistant
- chemical resistant
- Width: 41,5 cm, Depth: 18,9 cm
- hard foam insert




  
  
 mm

Code#	Number	Contents	Pieces 	Weight/g 
0000410101000	OMS-1	Combination Spanners, cranked 205- 6, 7, 8, 9, 10, 11, 12, 13, 14, 15, 16, 17, 18, 19, 20, 21, 22 mm	1	1990
0000410107000	OMS-1L	empty module	1	70

**OMS-9****MODULE-COMBINATION SPANNERS, BENT**

- for ELORA-roller tool cabinets, ELORA-tool chest and ELORA-work bench, ELORA-No. 1820-LOT
- black, with yellow signal colour
- oil and grease resistant
- chemical resistant
- Width: 41,5 cm, Depth: 18,9 cm
- hard foam insert


  
  
 mm

Code	Number	Contents	Pieces 	Weight/g 
0000410901000	OMS-9	Combination Spanners, bent 203- 8, 10, 11, 13, 14, 17, 19, 22 mm	1	690
0000410907000	OMS-9L	empty module	1	80



## OMS-22

### MODULE-COMBINATION SPANNER, BENT

- for ELORA-roller tool cabinets, ELORA-tool chest and ELORA-work bench, ELORA-No. 1820-LOT
- black, with yellow signal colour
- oil and grease resistant
- chemical resistant
- Width: 41,5 cm, Depth: 18,9 cm
- hard foam insert

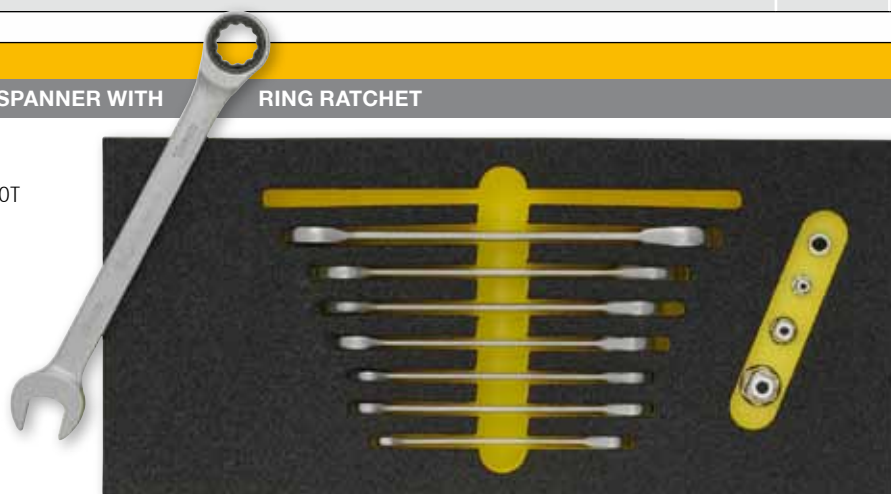


Code	Number	Contents	Pieces	Weight/g
0000412201000	OMS-22	Combination Spanners, bent 203- 24, 27, 30, 32 mm	1	1820
0000412207000	OMS-22L	empty module	1	60

## OMS-30

### MODULE-COMBINATION SPANNER WITH RING RATCHET

- for ELORA-roller tool cabinets, ELORA-tool chest and ELORA-work bench, ELORA-No. 1820-LOT
- black, with yellow signal colour
- oil and grease resistant
- chemical resistant
- Width: 41,5 cm, Depth: 18,9 cm
- hard foam insert



Code	Number	Contents	Pieces	Weight/g
0000413001000	OMS-30	Combination Spanners with Ring Ratchet 204- 8, 9, 10, 12, 13, 14, 17, 19 mm 118- 1, 2, 3, 4 Adapter Drives for bits 1/4", 3/8", 1/2" and 1/4" Bit-Adaptor	1	933
0000413007000	OMS-30L	empty module	1	38

## OMS-33

### MODULE-COMBINATION SPANNER WITH RING RATCHET, REVERSIBLE

- for ELORA-roller tool cabinets, ELORA-tool chest and ELORA-work bench, ELORA-No. 1820-LOT
- black, with yellow signal colour
- oil and grease resistant
- chemical resistant
- Width: 41,5 cm, Depth: 18,9 cm
- hard foam insert



Code	Number	Contents	Pieces	Weight/g
0000413301000	OMS-33	Combination Spanner with Ring Ratchet, reversible 204J- 8, 9, 10, 12, 13, 14, 17, 19 mm 118- 1, 2, 3, 4 Adapter Drives for bits 1/4", 3/8", 1/2" and 1/4" Bit-Adaptor	1	998
0000413307000	OMS-33L	empty module	1	38



## OMS-32

### MODULE-COMBINATION SPANNER WITH JOINT-RING RATCHET

- for ELORA-roller tool cabinets, ELORA-tool chest and ELORA-work bench, ELORA-No. 1820-LOT
- black, with yellow signal colour
- oil and grease resistant
- chemical resistant
- Width: 41,5 cm, Depth: 18,9 cm
- hard foam insert





Code	Number	Contents	Pieces	Weight/g
0000413201000	OMS-32	Combination Spanner with Joint-Ring Ratchet 204R- 8, 9, 10, 12, 13, 14, 17, 19 mm 118- 1, 2, 3, 4 Adapter Drives for bits 1/4", 3/8", 1/2" and 1/4" Bit-Adaptor	1	980
0000413207000	OMS-32L	empty module	1	80

## OMS-19

### MODULE-DOUBLE-ENDED RING SPANNER

- for ELORA-roller tool cabinets, ELORA-tool chest and ELORA-work bench, ELORA-No. 1820-LOT
- black, with yellow signal colour
- oil and grease resistant
- chemical resistant
- Width: 41,5 cm, Depth: 18,9 cm
- hard foam insert



Code	Number	Contents	Pieces	Weight/g
0000411901000	OMS-19	Double-Ended Ring Spanners, DIN 838 110- 6×7, 8×9, 10×11, 12×13, 14×15, 16×17, 18×19, 20×22 mm	1	1350
0000411907000	OMS-19L	empty module	1	70

## OMS-28

### MODULE-RATCHET RING SPANNER

- for ELORA-roller tool cabinets, ELORA-tool chest and ELORA-work bench, ELORA-No. 1820-LOT
- black, with yellow signal colour
- oil and grease resistant
- chemical resistant
- Width: 41,5 cm, Depth: 18,9 cm
- hard foam insert




Code	Number	Contents	Pieces	Weight/g
0000412801000	OMS-28	Ratchet Ring Spanners, straight 115 - 8×9, 10×11, 12×13, 14×15, 16×17, 18×19, 21×22 mm	1	1330
0000412807000	OMS-28L	empty module	1	80

## OMS-29

### MODULE-RATCHET RING SPANNERS, BENT

- for ELORA-roller tool cabinets, ELORA-tool chest and ELORA-work bench, ELORA-No. 1820-LOT
- black, with yellow signal colour
- oil and grease resistant
- chemical resistant
- Width: 41,5 cm, Depth: 18,9 cm
- hard foam insert




Code	Number	Contents	Pieces 	Weight/g 
0000412901000	OMS-29	Ratchet Ring Spanners, bent 115G - 8x9, 10x11, 12x13, 14x15, 16x17, 18x19, 21x22 mm	1	1340
0000412907000	OMS-29L	empty module	1	80

## OMS-31

### MODULE-FLARE NUT OPEN ENDED RING SPANNER

- for ELORA-roller tool cabinets, ELORA-tool chest and ELORA-work bench, ELORA-No. 1820-LOT
- black, with yellow signal colour
- oil and grease resistant
- chemical resistant
- Width: 41,5 cm, Depth: 18,9 cm
- hard foam insert



Code	Number	Contents	Pieces 	Weight/g 
0000413101000	OMS-31	Ended Ring Spanners for flare nuts 121- 8x10, 10x11, 11x13, 12x14, 14x17, 17x19, 19x22 mm	1	850
0000413107000	OMS-31L	empty module	1	80



## OMS-2


### MODULE- SOCKET SET 1/4"

- for ELORA-roller tool cabinets, ELORA-tool chest and ELORA-work bench, ELORA-No. 1820-LOT
- black, with yellow signal colour
- oil and grease resistant
- chemical resistant
- Width: 41,5 cm, Depth: 18,9 cm
- hard foam insert



6,3

1/4"



mm

Code	Number	Contents	Pieces	Weight/g
0000410201000	OMS-2	Hexagon Sockets 1455-4, 4,5, 5, 5,5, 6, 7, 8, 9, 10,11, 12, 13, 14 mm Screwdriver Sockets for plain slotted screws 1455-IS 0,8x4, 1,0x5,5, 1,6x8,0 mm Screwdriver Sockets for cross slotted screws 1455-PH 1, PH 2, PH 3, PH 4 Screwdriver Sockets for cross slotted screws 1455-PZ 1, PZ 2 Screwdriver Sockets 1455-IN 3, 4, 5, 6, 8 mm Sockets for Outside TORX® screws 1455-TXE 4, 5, 6, 7, 8, 10,11 Sockets for Inside TORX® screws 3243-TX 8, 10, 15, 20, 25, 27, 30,40 Reversible Ratchet 1450-1D Spinner Handle 1450-3 Sliding T-Bar 1450-4 Universal Joint 1450-8 Extension Bar 50 mm 1450-11 Extension Bar 150 mm 1450-12 Socket Converter Male 3/8, Female 1/4 1450-15 Ball End Hexagon Key Set 159 SKU KU 1,5, KU 2, KU 2,5, KU 3, KU 4, KU 5, KU 6, KU 8, KU 10	1	1480
0000410207000	OSM-2L	empty module	1	80

## OMS-34/21

### MODULE- SOCKET SET 3/8"

- for ELORA-roller tool cabinets, ELORA-tool chest and ELORA-work bench, ELORA-No. 1820-LOT
- black, with yellow signal colour
- oil and grease resistant
- chemical resistant
- Width: 41,5 cm, Depth: 18,9 cm
- hard foam insert



10

3/8"



mm

Code	Number	Contents	Pieces	Weight/g
0000413401000	OMS-34	Bi-hexagon Sockets 870- 7, 8, 9, 10, 11, 12, 13, 14, 15, 16, 17, 18, 19, 20, 21, 22 mm Reversible Ratchet 870-1D Extension Bar 125 mm 870-35 Extension Bar 250 mm 870-55 Universal Joint 870-9	1	1340
0000412101000	OMS-21	same as OMS-34, but all sockets in hexagon pattern	1	1340
0000412107000	OMS-21/34L	empty module	1	80

## OMS-3/4

### MODULE-SOCKET SET 1/2"

- for ELORA-roller tool cabinets, ELORA-tool chest and ELORA-work bench, ELORA-No. 1820-LOT
- black, with yellow signal colour
- oil and grease resistant
- chemical resistant
- Width: 41,5 cm, Depth: 18,9 cm
- hard foam insert



12,5

1/2"



Code	Nummer	Inhalt	Stück	Gewicht/g
0000410301000	OMS-3	Bihexagon Sockets 770-LM 8, 9, 10, 11, 12, 13, 14, 15, 16, 17, 18, 19, 20, 21, 22, 24, 25, 27, 30, 32 mm Reversible Ratchet 770-L1D Sliding T-Bar 770-L3 Extension Bar 125 mm 770-L5 Extension Bar 250 mm 770-L6 Universal Joint 75 mm 770-L7	1	3420
0000410401000	OMS-4	same as OMS-3, but all sockets in hexagon pattern	1	3400
0000410307000	OMS-3/4L	empty module	1	80

## OMS-35/25

### MODULE-SOCKET SET 3/4"

- for ELORA-roller tool cabinets, ELORA-tool chest and ELORA-work bench, ELORA-No. 1820-LOT
- black, with yellow signal colour
- oil and grease resistant
- chemical resistant
- Width: 41,5 cm, Depth: 37,7 cm
- hard foam insert



20

3/4"



Code	Nummer	Inhalt	Stück	Gewicht/g
0000413501000	OMS-35	Bihexagon Sockets 770-S 22, 24, 27, 30, 32, 36, 38, 41, 46, 50 mm Reversible Ratchet Head 770-S1K Extension Bar 200 mm 770-S4 Extension Bar 400 mm 770-S5 Tommy Bar 770-S7 Sliding Head 770-S13	1	9280
0000412501000	OMS-25	same as OMS-35, but all sockets in hexagon pattern	1	9280
0000412507000	OMS-25/35L	empty module	1	125



## OMS-24

### MODULE-IMPACT-SOCKET SET 1/2"

- for ELORA-roller tool cabinets, ELORA-tool chest and ELORA-work bench, ELORA-No. 1820-LOT
- black, with yellow signal colour
- oil and grease resistant
- chemical resistant
- Width: 41,5 cm, Depth: 18,9 cm
- hard foam insert



12,5

1/2"



mm

Code	Number	Contents	Pieces	Weight/g
0000412401000	OMS-24	Impact Sockets 790-13, 17, 19, 22, 24 mm Impact Sockets extra deep 790-LT 17, 19, 21, 22, 24 mm Impact Extension Bar 7901-125 Impact Adaptor 7902-3/4, Male 3/4, Female 1/2 Impact Universal Joint 795-1/2 Impact Locking pins 7903-20, 25 Impact Locking rings 7904-20, 24	1	2900
0000412407000	OMS-24L	empty module	1	80

## OMS-23

### MODULE-IMPACT-SOCKET SET 3/4"

- for ELORA-roller tool cabinets, ELORA-tool chest and ELORA-work bench, ELORA-No. 1820-LOT
- black, with yellow signal colour
- oil and grease resistant
- chemical resistant
- Width: 41,5 cm, Depth: 37,7 cm
- hard foam insert



20

3/4"




mm

Code	Number	Contents	Pieces	Weight/g
0000412301000	OMS-23	Impact Sockets 791-24, 27, 30, 32, 36 mm Impact Sockets extra deep 791LT-17, 19, 24, 27, 30, 32 mm Impact Adaptor 7912-1/2, Male 1/2, Female 3/4 Impact Universal Joint 795 -3/4 Impact Locking pins 7913-29, 37 Impact Locking rings 7914 28, 36	1	7780
0000412307000	OMS-23L	empty module	1	125

## OMS-18

### MODULE-TORX®-TOOLS

- for ELORA-roller tool cabinets, ELORA-tool chest and ELORA-work bench, ELORA-No. 1820-LOT
- black, with yellow signal colour
- oil and grease resistant
- chemical resistant
- Width: 41,5 cm, Depth: 18,9 cm
- hard foam insert



12,5

1/2"




Code	Number	Contents	Pieces	Weight/g
0000411801000	OMS-18	Inside TORX® Screws 3245 TX 20, 25, 27, 30, 40, 45, 50, 55, 60 TORX® Ball End Keys 162S-TXKU 9, 10, 15, 20, 25, 27, 30, 40	1	980
0000411807000	OMS-18L	empty module	1	80

## OMS-26

### MODULE HEXAGON KEY SET

- for ELORA-roller tool cabinets, ELORA-tool chest and ELORA-work bench, ELORA-No. 1820-LOT
- black, with yellow signal colour
- oil and grease resistant
- chemical resistant
- Width: 41,5 cm, Depth: 18,9 cm
- hard foam insert



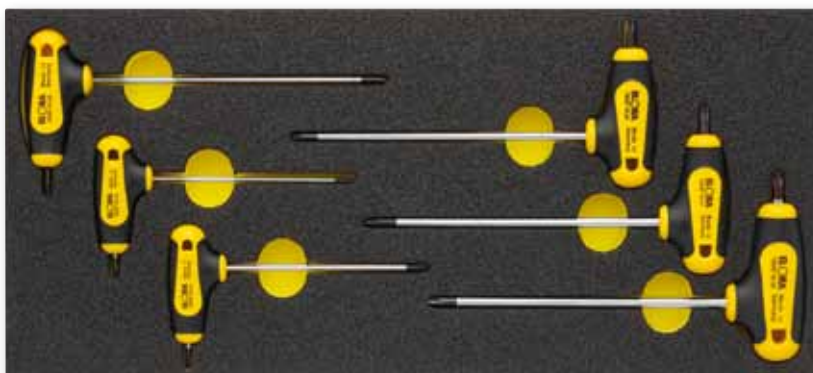
mm

Code	Number	Contents	Pieces	Weight/g
0000412601000	OMS-26	T-Handle Hexagon Key with lateral use 159W-2, 2,5, 3, 4, 5, 6	1	340
0000412607000	OMS-26L	empty module	1	80

## OMS-27

### MODULE-TORX

- for ELORA-roller tool cabinets, ELORA-tool chest and ELORA-work bench, ELORA-No. 1820-LOT
- black, with yellow signal colour
- oil and grease resistant
- chemical resistant
- Width: 41,5 cm, Depth: 18,9 cm
- hard foam insert




Code	Number	Contents	Pieces	Weight/g
0000412701000	OMS-27	TORX® Screwdrivers with T-Handle 162WTX-10, 15, 20, 25, 27, 30	1	360
0000412707000	OMS-27L	empty module	1	80

## OMS-11

### MODULE-QUATROLIT®-2C-SCREWDRIVERS

- for ELORA-roller tool cabinets, ELORA-tool chest and ELORA-work bench, ELORA-No. 1820-LOT
- black, with yellow signal colour
- oil and grease resistant
- chemical resistant
- Width: 41,5 cm, Depth: 18,9 cm
- hard foam insert



Code	Number	Contents	Pieces	Weight/g
0000411101000	OMS-11	QUATROLIT®-2 Component Screwdrivers for plain slotted screws 545-IS 75, 100, 125, 150 QUATROLIT®-2 Component Screwdrivers for cross slotted screws 547-PH 1, 2 Chubby Screwdriver for plain slotted screws 543-IS 45 Chubby screwdriver for cross slotted screws 555-PH 1	1	485
0000411107000	OMS-11/38L	empty module	1	80

## OMS-6

### MODULE-QUATROLIT®-2C-SCREWDRIVERS

- for ELORA-roller tool cabinets, ELORA-tool chest and ELORA-work bench, ELORA-No. 1820-LOT
- black, with yellow signal colour
- oil and grease resistant
- chemical resistant
- Width: 41,5 cm, Depth: 18,9 cm
- hard foam insert




Code	Number	Contents	Pieces	Weight/g
0000410601000	OMS-6	QUATROLIT®-2 Component Screwdrivers for plain slotted screws 539-IS 90, 100, 125, 150, 649-IS 75 QUATROLIT®-2 Component screwdrivers for cross slotted screws 559-PH 1, 2, 3 Chubby Screwdriver for plain slotted screws 543-IS 60 Chubby screwdriver for cross slotted screws 555-PH 1	1	900
0000410607000	OMS-36L/37L	empty module	1	80

## OMS-7

### MODULE-QUATROLIT®-2C-SCREWDRIVERS

- for ELORA-roller tool cabinets, ELORA-tool chest and ELORA-work bench, ELORA-No. 1820-LOT
- black, with yellow signal colour
- oil and grease resistant
- chemical resistant
- Width: 41,5 cm, Depth: 18,9 cm
- hard foam insert




Code	Number	Contents	Pieces	Weight/g
0000410701000	OMS-7	QUATROLIT®-2 Component Screwdrivers for plain slotted screws 539-IS 75, 90, 100, 125, 150 QUATROLIT®-2 Component screwdrivers for cross slotted screws 559-PH 1, 2, 3 Chubby Screwdriver for plain slotted screws 543-IS 60 Chubby screwdriver for cross slotted screws 555-PH 2	1	900
0000410607000	OMS-36L/37L	empty module	1	80



## OMS-36

### MODULE-QUATROLIT®-2C-SCREWDRIVERS

- for ELORA-roller tool cabinets, ELORA-tool chest and ELORA-work bench, ELORA-No. 1820-LOT
- black, with yellow signal colour
- oil and grease resistant
- chemical resistant
- Width: 41,5 cm, Depth: 18,9 cm
- hard foam insert



Code	Number	Contents	Pieces 	Weight/g 
0000413601000	OMS-36	2 Component Screwdrivers for plain slotted Screws 539-IS 90, 100, 125, 150 545-IS 75, 543-IS 60 2 Component Pozidriv-Screwdrivers 569-PZ 1, 2, 3 554-PZ 2	1	900
0000410607000	OMS-36L/37L	empty module	1	80

## OMS-37

### MODULE-QUATROLIT®-2C-SCREWDRIVERS

- for ELORA-roller tool cabinets, ELORA-tool chest and ELORA-work bench, ELORA-No. 1820-LOT
- black, with yellow signal colour
- oil and grease resistant
- chemical resistant
- Width: 41,5 cm, Depth: 18,9 cm
- hard foam insert




Code	Number	Contents	Pieces 	Weight/g 
0000413701000	OMS-37	2 Component Screwdrivers for plain slotted Screws 539-IS 75, 90, 100, 125, 150 543-IS 60 2 Component Pozidriv Screwdrivers 554-PZ 2 569-PZ 1, 2, 3	1	900
0000410607000	OMS-36L/37L	empty module	1	80



## OMS-38

### MODULE-QUATROLIT®-2C-SCREWDRIVERS

- for ELORA-roller tool cabinets, ELORA-tool chest and ELORA-work bench, ELORA-No. 1820-LOT
- black, with yellow signal colour
- oil and grease resistant
- chemical resistant
- Width: 41,5 cm, Depth: 18,9 cm
- hard foam insert




Code	Number	Contents	Pieces	Weight/g
0000413801000	OMS-38	2 Component Screwdrivers for plain slotted Screws 545-IS 75, 100, 125, 150 2 Component Pozidriv Screwdrivers 549-PZ 1, 2 Chubby Plain slotted Screwdriver 543-IS 45 Chubby Pozidriv Screwdriver 554-PZ 1	1	470
0000411107000	OMS-11/38L	empty module	1	80

## OMS-16

### MODULE ENGINEER SCREWDRIVERS

- for ELORA-roller tool cabinets, ELORA-tool chest and ELORA-work bench, ELORA-No. 1820-LOT
- black, with yellow signal colour
- oil and grease resistant
- chemical resistant
- Width: 41,5 cm, Depth: 18,9 cm
- hard foam insert




Code	Number	Contents	Pieces	Weight/g
0000411601000	OMS-16	Plain slotted Screwdriver with wooden handle 636-IS 75, 90, 100, 125 Supa-Pozidriv-Screwdriver with wooden handle 658-PZ 1, 2	1	460
0000411607000	OMS-16L	empty module	1	80

## OMS-17

### MODULE ENGINEER SCREWDRIVERS

- for ELORA-roller tool cabinets, ELORA-tool chest and ELORA-work bench, ELORA-No. 1820-LOT
- black, with yellow signal colour
- oil and grease resistant
- chemical resistant
- Width: 41,5 cm, Depth: 18,9 cm
- hard foam insert



Code	Number	Contents	Pieces	Weight/g
0000411701000	OMS-17	Plain slotted Screwdriver with wooden handle 636-IS 75, 90, 100, 125 Cross slotted Screwdriver with wooden handle 656-PH 1, 2	1	460
0000411707000	OMS-17L	empty module	1	80

## OMS-43

### MODULE VDE SCREWDRIVERS

- for ELORA-roller tool cabinets, ELORA-tool chest and ELORA-work bench, ELORA-No. 1820-LOT
- black, with yellow signal colour
- oil and grease resistant
- chemical resistant
- Width: 41,5 cm, Depth: 18,9 cm
- hard foam insert



Code	Number	Contents	Pieces	Weight/g
0000414301000	OMS-43	VDE plain slotted Screwdriver 900-IS 75, 106, 12510, 175 VDE Cross slotted Screwdriver 910-PH 1, 2	1	460
0000414307000	OMS-43L	empty module	1	80

## OMS-10

### MODULE-PLIERS

- for ELORA-roller tool cabinets, ELORA-tool chest and ELORA-work bench, ELORA-No. 1820-LOTT
- black, with yellow signal colour
- oil and grease resistant
- chemical resistant
- Width: 41,5 cm, Depth: 18,9 cm
- hard foam insert

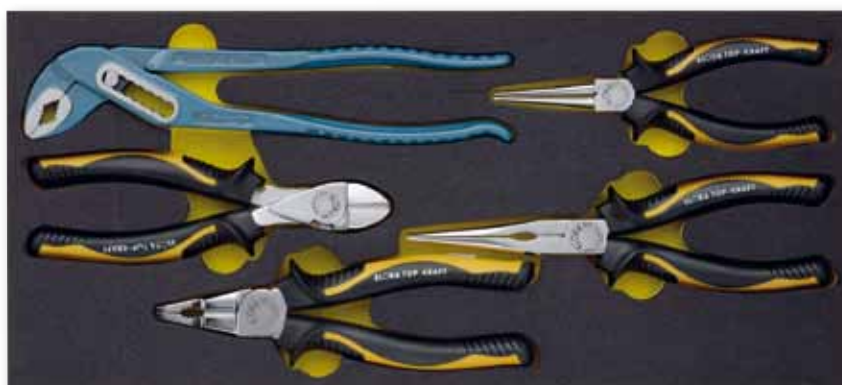


Code	Number	Contents	Pieces	Weight/g
0000411001000	OMS-10	495BI-165 Combination Plier 492BI-160 Universal Diagonal Cutter 132-240 Waterpump Plier	1	845
0000411007000	OMS-10L	empty module	1	80

## OMS-5

### MODULE-PLIERS

- for ELORA-roller tool cabinets, ELORA-tool chest and ELORA-work bench, ELORA-No. 1820-LOT
- black, with yellow signal colour
- oil and grease resistant
- chemical resistant
- Width: 41,5 cm, Depth: 18,9 cm
- hard foam insert



Code	Number	Contents	Pieces	Weight/g
0000410501000	OMS-5	470BI-200 Flat round Nose Plier 477BI-170 Round Nose Plier 490BI-165 Heavy Duty Diagonal Cutter 495BI-185 Combination Plier 132-240 Waterpump Plier	1	1200
0000410507000	OMS-5L	empty module	1	80



## OMS-42

### MODULE-VDE PLIERS

- for ELORA-roller tool cabinets, ELORA-tool chest and ELORA-work bench, ELORA-No. 1820-LOT
- black, with yellow signal colour
- oil and grease resistant
- chemical resistant
- Width: 41,5 cm, Depth: 18,9 cm
- hard foam insert

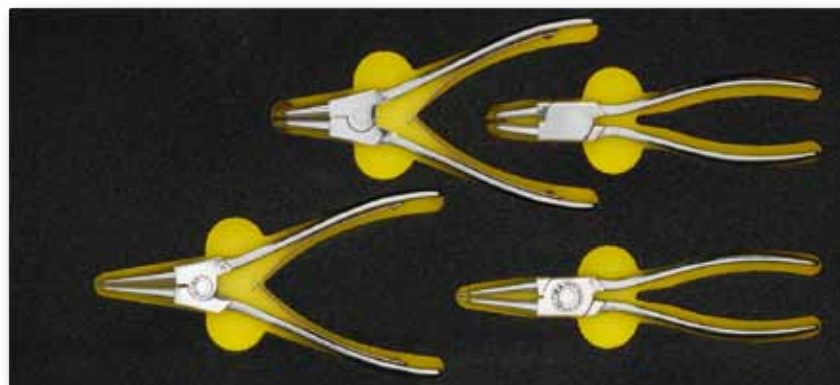


Code	Number	Contents	Pieces	Weight/g
0000414201000	OMS-42	VDE Universal Side Cutter with handle insulation 950-160 VDE Combination Plier with Handle Insulation 960-185 VDE Wire Stripper with Handle Insulation 970-160 VDE Snipe Nose Plier with Handle Insulation 930-205	1	900
0000414207000	OMS-42L	empty module	1	60

## OMS-20

### MODULE-CIRCLIP PLIER

- for ELORA-roller tool cabinets, ELORA-tool chest and ELORA-work bench, ELORA-No. 1820-LOT
- black, with yellow signal colour
- oil and grease resistant
- chemical resistant
- Width: 41,5 cm, Depth: 18,9 cm
- hard foam insert



Code	Number	Contents	Pieces	Weight/g
0000412001000	OMS-20	473-J2 Internal Circlip Plier 473-J21 Internal Circlip Plier 474-A2 External Circlip Plier 474-A21 External Circlip Plier	1	650
0000412007000	OMS-20L	empty module	1	80

## OMS-12

### MODULE-HAND STRIKING TOOLS

- for ELORA-roller tool cabinets, ELORA-tool chest and ELORA-work bench, ELORA-No. 1820-LOT
- black, with yellow signal colour
- oil and grease resistant
- chemical resistant
- Width: 41,5 cm, Depth: 18,9 cm
- hard foam insert



Code	Number	Contents	Pieces	Weight/g
0000411201000	OMS-12	260-200 Flat Cold Chisel 265-10 Centre Punch 120x4 Pin Punch 271- 150x2, 150x3, 150x4, 150x5, 150x6, 150x8 1665-500 Engineers Hammer 500 g	1	1520
0000411207000	OMS-12L	empty module	1	80

## OMS-8

### MODULE-HAND STRIKING TOOLS

- for ELORA-roller tool cabinets, ELORA-tool chest and ELORA-work bench, ELORA-No. 1820-LOT
- black, with yellow signal colour
- oil and grease resistant
- chemical resistant
- Width: 41,5 cm, Depth: 18,9 cm
- hard foam insert



Code	Number	Contents	Pieces	Weight/g
0000410801000	OMS-8	260-150, 200 Flat Cold Chisel 262-150 Flat Cold Chisel 261-150 Cross Cut Chisel 264- 120x10x2, 120x10x3, 120x10x4 Taper Pin Punches 265-10 Centre Punch 271-3, 4, 5, 6 Parallel Pin Punches 1665-K500 3K Engineers Hammer	1	2200
0000410807000	OMS-8L	empty module	1	80

## MS-2

### MODULE-COMBINATION SPANNERS, CRANKED

- black, with transparent cover
- Width: 31,5 cm, Depth: 14,5 cm
- stable ABS plastic



Code	Number	Contents	Pieces	Weight/g
0000502001000	MS-2	Combination Spanners, cranked 205- 8, 10, 11, 13, 14, 17, 19, 22 mm	1	960
0000502007000	MS-2L	empty module	1	140

## MS-6

### MODULE--COMBINATION SPANNERS, BENT

- black, with transparent cover
- Width: 31,5 cm, Depth: 14,5 cm
- stable ABS plastic



Code	Number	Contents	Pieces	Weight/g
0000506001000	MS-6	Combination Spanners, bent 203-8, 10, 11, 13, 17, 19, 22, 24 mm	1	890
0000502007000	MS-2L	empty module	1	140



## MS-10

### MODULE-COMBINATION SPANNER WITH RING RATCHET

- black, with transparent cover
- Width: 31,5 cm, Depth: 14,5 cm
- stable ABS plastic



Code	Number	Contents	Pieces	Weight/g
0000510001000	MS-10	Combination Spanners with Ring Ratchets 204- 8, 9, 10, 12, 13, 14, 17, 19 mm	1	935
0000502007000	MS-2L	empty module	1	140

## MS-50

### MODULE-SOCKET SET 1/4"

- black, with transparent cover
- Width: 31,5 cm, Depth: 14,5 cm
- stable ABS plastic



6,3

1/4"



Code	Number	Contents	Pieces	Weight/g
0000550001000	MS-50	3243-TX Sockets for Inside TORX®-Screws 8, 9, 10, 15, 20, 25, 27, 30, 40 1455-TXE Sockets for Outside TORX®-Screws 4, 5, 6, 7, 8, 10, 11 1455-IN Screwdriver Sockets 3, 4, 5, 6, 8 mm 1455M- Hexagon Sockets 4, 4,5, 5, 5,5, 6, 7, 8, 9, 10, 11, 12, 13, 14 mm 1450-1D Reversible Ratchet 145 mm 1450-3 Spinner Handle 150 mm 1450-4 Sliding T-Bar 115 mm 1450-11 Extension Bar 50 mm 1450-5 Extension Bar 100 mm 1450-12 Extension Bar 150 mm 1450-8 Universal Joint 45 mm	1	920
0000550007000	MS-50L	empty module	1	95

## MS-14

### MODUL-TORX-TOOLS

- black, with transparent cover
- Width: 31,5 cm, Depth: 14,5 cm
- stable ABS plastic



12,5

1/2"



Code	Number	Contents	Pieces	Weight/g
0000514001000	MS-14	TORX®-Screwdriver Sockets 3245-TX 20, 25, 27, 30, 40, 45, 50, 55, 60 TORX®-Ball end Keys 162S-TXKU 9, 10, 15, 20, 25, 27, 30, 40	1	900
0000513007000	MS-13L	empty module	1	95

## MS-11/12

### MODULE-SOCKET SET 1/2" BIHEXAGON

- black, with transparent cover
- Width: 31,5 cm, Depth: 14,5 cm
- stable ABS plastic



12,5

1/2"



Code	Number	Contents	Pieces	Weight/g
0000511001000	MS-11	Bi-hexagon Sockets 770-LM 10, 11, 12, 13, 14, 15, 16, 17, 18, 19, 20, 22 mm 770-L1D Reversible Ratchet 770-L6 Extension Bar 250 mm 770-L3 Sliding T-Bar	1	2200
0000512001000	MS-12	same as MS-11, but all sockets in hexagon pattern	1	2200
0000511007000	MS-11L	empty module	1	95

## MS-13

### MODULE-ALLEN KEYS SOCKET SET 1/2"

- black, with transparent cover
- Width: 31,5 cm, Depth: 14,5 cm
- stable ABS plastic



12,5

1/2"



Code	Number	Contents	Pieces	Weight/g
0000513001000	MS-13	Screwdriver Sockets 3210 IN 4, 5, 6, 8, 10, 12, 14, 17, 19 mm Ball end Hexagon Keys 159 KU1,5, KU2, KU2,5, KU3, KU4, KU5, KU6, KU8, KU10 mm	1	1460
0000513007000	MS-13L	empty module	1	95

## MS-38

### MODULE-QUATROLIT-2C-SCREWDRIVER

- black, with transparent cover
- Width: 31,5 cm, Depth: 14,5 cm
- stable ABS plastic



Code	Number	Contents	Pieces	Weight/g
0000538001000	MS-38	QUATROLIT®-2 Component Screwdrivers for plain slotted screws 545-IS 75, 100, 125, 150 QUATROLIT®-2 Component Screwdrivers for cross slotted screws 547-PH 1, 2	1	407
0000531007000	MS-31L/41L	empty module	1	96

## MS-39

### MODULE-QUATROLIT-2C-SCREWDRIVER

- black, with transparent cover
- Width: 31,5 cm, Depth: 14,5 cm
- stable ABS plastic



Code	Number	Contents	Pieces	Weight/g
0000539001000	MS-39	QUATROLIT®-2 Component Screwdrivers for plain slotted screws 545-IS 75, 100, 125, 150 QUATROLIT®-2 Component pozidriv Screwdrivers 549-PZ 1, 2	1	511
0000531007000	MS-31L/41L	empty module	1	96

## MS-36

### MODULE-QUATROLIT-2C-SCREWDRIVER

- black, with transparent cover
- Width: 31,5 cm, Depth: 14,5 cm
- stable ABS plastic



Code	Number	Contents	Pieces	Weight/g
0000536001000	MS-36	QUATROLIT®-2 Component Screwdrivers for plain slotted screws 539-IS 75, 100, 125, 150 QUATROLIT®-2 Component Screwdrivers for cross slotted screws 559-PH 1, 2	1	517
0000531007000	MS-31L/41L	empty module	1	96



## MS-37

### MODULE-QUATROLIT-2C-SCREWDRIVER

- black, with transparent cover
- Width: 31,5 cm, Depth: 14,5 cm
- stable ABS plastic



Code	Number	Contents	Pieces	Weight/g
0000537001000	MS-37	QUATROLIT®-2 Component Screwdrivers for plain slotted screws 539-IS 75, 100, 125, 150 QUATROLIT®-2 Component Pozidriv Screwdrivers 569-PZ 1, 2	1	511
0000531007000	MS-31L/41L	empty module	1	96

## MS-40

### MODULE-ENGINEER SCREWDRIVER

- black, with transparent cover
- Width: 31,5 cm, Depth: 14,5 cm
- stable ABS plastic



Code	Number	Contents	Pieces	Weight/g
0000540001000	MS-40	Screwdrivers with wooden handle for plain slotted screws 636-IS 75, 90, 100, 125 Screwdriver with wooden handle for cross slotted screws 656-PH 1, 2	1	500
0000531007000	MS-31L/41L	empty module	1	96

## MS-41

### MODULE-ENGINEER SCREWDRIVER

- black, with transparent cover
- Width: 31,5 cm, Depth: 14,5 cm
- stable ABS plastic



Code	Number	Contents	Pieces	Weight/g
0000541001000	MS-41	Screwdrivers with wooden handle for plain slotted screws 636-IS 75, 90, 100, 125 Pozidriv-Screwdriver with wooden handle 658-PZ 1, 2	1	500
0000531007000	MS-31L/41L	empty module	1	96



## MS-32

### MODULE-VDE-SCREWDRIVERS

- black, with transparent cover
- Width: 31,5 cm, Depth: 14,5 cm
- stable ABS plastic



Code	Number	Contents	Pieces	Weight/g
0000532001000	MS-32	VDE-Screwdriver for plain slotted screws 900IS-75, 106, 125, 175 VDE-Screwdriver for cross slotted screws 910-PH 1, 2	1	495
0000531007000	MS-31L/41L	empty module	1	96

## MS-23

### MODULE-VDE-PLIERS

- black, with transparent cover
- Width: 31,5 cm, Depth: 14,9 cm
- stable ABS plastic



Code	Number	Contents	Pieces	Weight/g
0000523001000	MS-23	VDE-Pliers 960-185 VDE-Combination Plier 930-205 VDE-Flat Round Nose Plier 950-160 VDE-Universal-Diagonal Cutter	1	815
0000521007000	MS-21L	empty module	1	96

## MS-21

### MODULE-QUATROLIT-PLIERS


- black, with transparent cover
- Width: 31,5 cm, Depth: 14,9 cm
- stable ABS plastic



Code	Number	Contents	Pieces	Weight/g
0000521001000	MS-21	QUATROLIT®-2 Component Pliers 495BI-185 Combination Plier 470BI-200 Flat Round Nose Plier 490BI-165 Heavy Duty Diagonal Cutter	1	785
0000521007000	MS-21L	empty module	1	96

**MS-25****MODULE-PROFI CLASSIC CIRCLIP PLIERS**

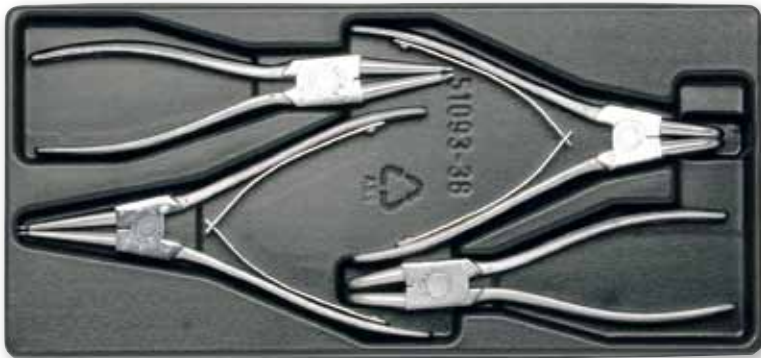
- black, with transparent cover
- Width: 31,5 cm, Depth: 14,5 cm
- stable ABS plastic



Code	Number	Contents	Pieces 	Weight/g 
0000525001000	MS-25	Profi-Classic-Circlip Pliers 383-J2 Internal Circlip Plier 383-J21 Internal Circlip Plier 384-A2 External Circlip Plier 384-A21 External Circlip Plier	1	650
0000524007000	MS-25L	empty module	1	96

**MS-26****MODULE-CIRCLIP PLIERS**

- black, with transparent cover
- Width: 31,5 cm, Depth: 14,5 cm
- stable ABS plastic



Code	Number	Contents	Pieces 	Weight/g 
0000526001000	MS-26	Circlip Pliers 473-J2 Internal Circlip Plier 473-J21 Internal Circlip Plier 474-A2 External Circlip Plier 474-A21 External Circlip Plier	1	650
0000524007000	MS-25L	empty module	1	96







