

[Link to Master Table of Contents](#)

[Link to Section Table of Contents](#)

# Brass Fittings

Transmission Fittings

Vibra-Lok Fittings

Compression Fittings

45° Flare Fittings


Pipe Fittings

Inverted Flared Fittings

Garden Hose Fittings

Hose Barb Fittings

ISO Port Adapters



ENGINEERING YOUR SUCCESS.

## Table of Contents

For Selection Guide, Media Chart, and complete descriptions, specifications and performance charts, contact your Authorized Parker Fleet Distributor or consult Catalog 3501E.

Visual Index .....	G3
Prestomatic Air Brake Push-In Fittings .....	I6
PTC Composite Push-In Air Brake Fittings.....	I6
Metric Prestomatic Air Brake Push-In Fittings .....	I6
Transmission Fittings .....	G9
Brass Fittings used in the air shift – transmission system.	
Air Brake – AB Fittings.....	I6
Air Brake – NTA Fittings.....	I7
Vibra-Lok Fittings.....	G10
Fitting provides a positive reliable seal under vibration conditions, mechanical shock or tube movement. The sleeve cushions the tubing, permitting the tube to flex back and forth in the fitting. Positive nut stop bottoms nut on body requiring only visual inspection.	
Compression Fittings.....	G11
Listed with Underwriters Laboratories for flammable liquid. Compression fittings meet functional requirements of SAE J512, ASA and ASME. Working pressures table is found in Catalog 3501E. Temperature range from -65°F to +250°F. Not for use on air brake systems.	
45° Flared Fittings .....	G14
Available for Tube or hose connections requiring the SAE 45° flared fitting connection. Listed with Underwriter's Laboratories for flammable liquid, marine, refrigeration and gas applications. Meets functional requirements of SAE J512 and J513.	
Pipe Fittings.....	G16
Brass pipe fittings for low and medium pressure line connections work from -65°F to +250°F at 1000 psi. All pipe fitting threads made to Dryseal standards. All pipe fittings meet functional requirements of SAE J530 and SAE J531.	
Inverted Flared Fittings .....	G18
Built to resist mechanical pullout, this fitting can be assembled and disassembled repeatedly. Listed with Underwriter's Laboratories for flammable liquid and gas. Meets functional requirements of SAE J512. Temperature ranges from -65°F to +25°F.	
Garden Hose Fittings.....	G19
From +35°F to +100°F at 75 psi maximum or the recommended working pressure of garden hose. Not to exceed 150 psi. These fittings are intended for use with 97 HC hose clamp or crimped ferrule. All female connector ends should have a rubber washer (901 GH-12) inserted prior to usage.	
Hose Barb Fittings .....	G20
From -40°F to +160°F at 150 psi maximum.	

ISO Port Adapters.....G22

Adapters meet dimensional requirements of ISO 6149-3 and SAE 2244-3.  
End configurations include NPTF, flare, hose barb and NTA.

“How to Order” Information ..... 18

Chemical Compatibility Guide..... O10, [www.parker.com](http://www.parker.com)

## Visual Index

### Transportation: Push-to-Connect Fittings – See Section I

### Transportation: Compression Style Fittings

<b>Tube to Male NPTF</b>	<b>VS68NTA</b> Male Connector page I15	<b>VS176NTA</b> Adapter page I15	<b>VS269NTA</b> Male Elbow page I16	<b>VS271NTA</b> Male Run Tee page I16	<b>VS272NTA</b> Male Branch Tee page I16
					
	<b>VS279NTA</b> 45° Male Elbow page I16	<b>68TF</b> Male Connector page G9	<b>269TF</b> Male Elbow page G9	<b>68PTC</b> Male Connector page G9	<b>169PTCNS</b> Male Elbow page G9
					
	<b>172PTCNS</b> Male Branch Tee Rigid page G9	<b>VS68AB</b> Male Connector page I15	<b>VS269AB</b> Male Elbow page I14	<b>VS271AB</b> Male Run Tee page I14	<b>VS272AB</b> Male Branch Tee page I14
					
<b>Tube to Female NPTF</b>	<b>68VL</b> Male Connector page G10	<b>169VL</b> Male Elbow page G10	<b>682VL</b> Tank Fitting page G10	<b>171VL</b> Male Run Tee page G10	<b>179VL</b> 45° Male Elbow page G10
					
	<b>66NTA</b> Female Connector page I15	<b>270NTA</b> Female Elbow page I16	<b>66AB</b> Female Connector page I14	<b>66PTC</b> Female Connector page G9	<b>270AB</b> Female Elbow page I14
					
	<b>207ACBH</b> Anchor Coupling page G18	<b>66VL</b> Female Connector page G10	<b>170VL</b> Female Elbow page G10	<b>Tube to Straight Thread</b>	<b>685VLV</b> Male Connector page G10
					
					<b>1695VL</b> Male Elbow page G10
					

## Transportation: Compression Style Fittings (Continued)

### Tube to Metric Straight Thread

**68NTA-X-MIX**  
Male Connector  
page G22



### Tube to Tube

**62NTA**  
Union  
page I15



**264NTA**  
Union Tee  
page I15



**265NTA**  
Union Elbow  
page I15



**62TF**  
Union  
page G9



**62PTC**  
Union  
page G9



**164PTC**  
Union Tee  
page G9



**165PTC**  
Union Elbow  
page G9



**62AB**  
Union  
page I14



**264AB**  
Union Tee  
page I14



**265AB**  
Union Elbow  
page I14



**62VL**  
Union  
page G10



**164VL**  
Union Tee  
page G10



### Bulkhead Union

**62ANBH**  
Bulkhead Union  
page I14



**62NBH**  
Bulkhead Union  
page I14



**62NFBH**  
Bulkhead Union  
page I14



**66NBH**  
Bulkhead Union  
page I15



**62ABH**  
Bulkhead Union  
page I14



### Lanyard Valve

**LV91**  
Lanyard Valve  
page I15



### Auxiliary Component

**60NTA**  
Sleeve  
page I16



**61NTA**  
Nut  
page I16



**63NTA**  
Tube Support  
page I16



**60TF**  
Sleeve  
page G9



**61TF**  
Nut  
page G9




**60AB**  
Sleeve  
page I15



**61AB**  
Nut  
page I15



**60VL**  
Sleeve  
page G10



**60VLV**  
Sleeve  
page G10



**61VL**  
Nut  
page G10



## Industrial: Compression Style Pneumatic

### Tube to Male NPTF

**68C**  
Male Connector  
page G11



**168C**  
Gauge Tee  
page G11



**169C-269C**  
Male Elbow  
page G11



**171C**  
Male Run Tee  
page G12



**172C**  
Male Branch Tee  
page G12



**176C**  
Adaptor  
page G12



**179C**  
45° Male Elbow  
page G12



**682C**  
Tank Fitting  
page G12



### Tube to Female NPT

**66C**  
Female Connector  
page G11



























**170C-270C**  
Female Elbow  
page G12



## Industrial: Compression Style Pneumatic (Continued)

<b>177C</b> Female Branch Tee page G12 	<b>Tube to Tube</b>	<b>62C</b> Union page G11 	<b>62C</b> Union Reducers page G11 	<b>164C-264C</b> Union Tee page G11 	<b>164C-264C</b> Union Tee, Combination Sizes page G11 
<b>165C-265C</b> Union Elbow page G11 	<b>Bulkhead Union</b>	<b>62CBH</b> Bulkhead Union page G11 	<b>Auxiliary Component</b>	<b>60C</b> Sleeve page G12 	<b>60PT</b> Plastic Sleeve page G12 
<b>61C</b> Nut page G12 	<b>61CL</b> Long Nut page G12 	<b>63PT</b> Tube Support page G12 	<b>639C</b> Seal Plug page G12 		

## Industrial: Flare Fittings

<b>Flare to Male NPT</b>	<b>48F</b> Male Connector page G15 	<b>145F</b> Branch Tee page G15 	<b>149F-249F</b> Male Elbow page G16 	<b>151F</b> Run Tee page G13 	<b>159F-259F</b> 45° Male Elbow page G13 
<b>48IFHD</b> Male Connector page G18 	<b>245IFHD</b> Branch Tee page G19 	<b>249IFHD-249IF</b> Male Elbow page G19 	<b>251IFHD</b> Run Tee page G19 	<b>256F</b> Adapter Tee page G13 	<b>259IFHD</b> 45° Male Elbow page G19 
<b>Flare to Straight Thread</b>	<b>485F</b> Male Connector page G15 	<b>1495F</b> Male Elbow page G16 	<b>1595F</b> 45° Male Elbow page G13 	<b>Flare to Metric Straight Thread</b>	<b>48F-X-MIX</b> Male Connector page G22 
<b>149FX-MIX</b> Male Elbow page G22 	<b>159F-X-MIX</b> 45° Male Elbow page G22 	<b>Flare to Solder</b>	<b>US5</b> Flare Adapter page G14 	<b>43F</b> Connector page G15 	
<b>Flare to Female NPT</b>	<b>46F</b> Female Connector page G15 	<b>150F</b> Female Elbow page G13 	<b>166FSV</b> Swivel Elbow page G13 	<b>46IFHD</b> Female Connector page G18 	<b>250IFHD</b> Female Elbow page G19 



## Industrial: Flare Fittings (Continued)

**252IFHD**  
Branch Tee  
[page G19](#)



**Flare  
to Flare**

**14FSV**  
Swivel Nut Connector  
[page G14](#)



**42F**  
Union  
[page G14](#)



**42F**  
Union Reducer  
[page G14](#)



**144F**  
Union Tee  
[page G15](#)



**144F-244F**  
Union Tee  
[page G15](#)



**147F**  
Cross  
[page G15](#)



**155F**  
Cross  
[page G13](#)



**660FHD**  
Union  
[page G13](#)



**42IFHD**  
Union  
[page G18](#)



**244IFHD**  
Union Tee  
[page G18](#)



**255IFHD**  
Branch Tee  
[page G19](#)



**Adapter**

**1F**  
Refrigerant Drum  
[page G14](#)



**661FHD**  
Reducer  
[page G13](#)



**664FHD**  
Female Flare - Pipe  
[page G14](#)



**Auxiliary  
Component**

**2GF**  
Flare Gasket  
[page G14](#)



**3GF**  
Seal Bonnet  
[page G14](#)



**14FL**  
Long Forged Nut  
[page G14](#)



**14FS**  
Short Forged  
Reducing Nut  
[page G14](#)



**41FL**  
Long NUT  
[page G14](#)



**41FS**  
Short Nut  
[page G14](#)



**639F**  
Seal Plug  
[page G13](#)



**640F**  
Cap Nut  
[page G13](#)



**41IF**  
Inverted Flare Nut  
[page G18](#)



**41IFS**  
Inverted Flare  
Nut, Steel  
[page G18](#)



**41IFF**  
Inverted Flare  
Piloted Nut  
[page G18](#)



## Industrial: Adapters

**Male  
Pipe to  
Male  
Pipe**

**215PN**  
Close Nipple  
[page G16](#)



**215PNL**  
Long Nipple  
[page G17](#)



**216P**  
Hex Nipple  
[page G17](#)



**216P**  
Hex Nipple Reducer  
[page G17](#)



**1204P**  
Male Elbow  
[page G17](#)



**Male Pipe  
to Female  
Pipe**

**209P**  
Bushing  
[page G16](#)



**222P**  
Adapter  
[page G17](#)



**1202P-2202P**  
Street Elbow  
[page G17](#)



**2224P**  
Male Branch Tee  
[page G17](#)



**2225P**  
Street Tee  
[page G18](#)



**2214P**  
45° Street Elbow  
[page G18](#)



**Female  
Pipe to  
Female  
Pipe**

**207ACBH**  
Anchor Coupling  
[page G18](#)



**207P**  
Coupling  
[page G16](#)




**208P**  
Reducing Coupling  
[page G16](#)



**212P**  
Union  
[page G16](#)



## Industrial: Adapters (Continued)

<b>1200P-2200P</b> Union Elbow <a href="#">page G17</a> 	<b>1203P-2203P</b> Union Tee <a href="#">page G17</a> 	<b>2200PDE</b> Drop-Ear Elbow <a href="#">page G18</a> 	<b>1201P-2201P</b> 45° Female Elbow <a href="#">page G18</a> 	<b>2205P</b> Cross <a href="#">page G18</a> 	
<b>Flare to Metric Straight Thread</b> 	<b>48F-X-MIX</b> Male Connector <a href="#">page G22</a> 	<b>149F-X-MIX</b> Male Elbow <a href="#">page G22</a> 	<b>159F-X-MIX</b> 45° Male Elbow <a href="#">page G22</a> 	<b>50GHSV</b> Swivel Connector <a href="#">page G19</a> 	<b>Flare to Female Garden Hose</b> 
<b>Female Pipe to Metric Straight Thread</b> 	<b>222P-X-MIX</b> Adapter <a href="#">page G22</a> 	<b>Hose to Metric Straight Thread</b> 	<b>68HB-X-MIX</b> Male Connector <a href="#">page G20</a> 	<b>169HB-X-MIX</b> Male Elbow <a href="#">page G22</a> 	<b>179HB-X-MIX</b> 45° Male Elbow <a href="#">page G22</a> 
<b>Male Pipe to Male Garden Hose</b> 	<b>69GH, 70GH, 71GH</b> Male Pipe <a href="#">page G19</a> 	<b>Garden Hose to Garden Hose</b> 	<b>75GH</b> Connector <a href="#">page G19</a> 	<b>Garden Hose to Female Pipe</b> 	<b>78GH, 79GH, 80GH, 81GH</b> Male Hose to Female Pipe <a href="#">page G19</a> 
<b>Female Garden Hose to Male Pipe</b> 	<b>82GH, 83GH</b> Female Hose <a href="#">page G19</a> 	<b>88GH</b> Swivel Connector <a href="#">page G19</a> 	<b>Female Garden Hose to Female Pipe</b> 	<b>98GH, 99GH</b> Hose to Pipe <a href="#">page G20</a> 	<b>98GHSV, 99GHSV</b> Swivel Connector <a href="#">page G20</a> 
<b>Female Garden Hose</b> 	<b>101GHSV</b> Swivel Nut Connector <a href="#">page G20</a> 	<b>Barb to Male Garden Hose</b> 	<b>53GH, 54GH, 55GH</b> Hose Barb <a href="#">page G19</a> 	<b>Barb to Female Garden Hose</b> 	<b>90GH</b> Swivel Connector <a href="#">page G20</a> 
<b>Auxiliary Component</b> 	<b>210P</b> Lock Nut <a href="#">page G16</a> 	<b>211P</b> Square Head Plug <a href="#">page G16</a> 	<b>213P</b> Cap <a href="#">page G16</a> 	<b>218P</b> Hex Head Plug <a href="#">page G17</a> 	<b>219P</b> Countersunk Plug <a href="#">page G17</a> 
<b>220P</b> Slotted Head Plug <a href="#">page G17</a> 	<b>94GH</b> Hose Nut <a href="#">page G20</a> 	<b>95GH</b> Hose Nut Reducer <a href="#">page G20</a> 	<b>98GH</b> Hose Cap <a href="#">page G20</a> 	<b>901GH</b> Washer <a href="#">page G20</a> 	<b>1163-60-BPD</b> Coupler <a href="#">page G20</a> 

## Industrial: Adapters (Continued)

**1163-61-BPD**  
Nipple  
[page G20](#)



## Industrial: Barbed Fittings

### Barb to Male NPT

**68HB**  
Male Connector  
[page G20](#)



**125HB**  
Male Connector  
[page G21](#)



**125HBL**  
Male Connector  
[page G21](#)



**125HBLSV**  
Swivel Connector  
[page G21](#)



**127HB**  
Ball-End Adapter  
[page G21](#)



**129HB**  
Male Elbow  
[page G21](#)



**139HB**  
45° Male Elbow  
[page G21](#)



**171HB**  
Run Tee  
[page G22](#)



**179HB**  
45° Male Elbow  
[page G22](#)



**269HB**  
Male Elbow  
[page G22](#)



**279HB**  
45° Male Elbow  
[page G22](#)



### Barb to Straight Thread

**685HB**  
Male Connector  
[page G20](#)



**1295HB**  
Male Elbow  
[page G21](#)



**1695HB**  
Male Elbow  
[page G21](#)



**1725HB**  
Tee  
[page G22](#)



**1795HB**  
45° Male Elbow  
[page G22](#)



### Barb to Metric Straight Thread

**68HB-X-MIX**  
Male Connector  
[page G20](#)



**169HB-X-MIX**  
Male Elbow  
[page G22](#)



**179HB-X-MIX**  
45° Male Elbow  
[page G22](#)



### Barb to Female NPT

**126HBL**  
Female Connector  
[page G21](#)



### Barb to Barb

**122HBL**  
Union  
[page G20](#)



### Swivel

**128HBLSV**  
Female Ball-End  
[page G21](#)



**146HBLFSV**  
45° Female Flare  
[page G21](#)



### Auxiliary Component

**97HC**  
Clamp  
[page G20](#)





## Prestomatic Air Brake Push-In Fittings

[See Section I](#)

## PTC Composite Push-In Air Brake Fittings

[See Section I](#)

## Metric Prestomatic Air Brake Push-In Fittings

[See Section I](#)

## Transmission Fittings

### 62TF

Union



Part Number	Tube Size	Straight Thread
62TF-2	1/8	5/16-24
62TF-5/32	5/32	5/16-24

### 62PTC

Union



Part Number	Tube Size
62PTC-5/32	5/32
62PTC-3	3/16

### 66PTC

Female Connector



Part Number	Tube Size	Pipe Thread
66PTC-5/32-2	5/32	1/8
66PTC-5/32-4	5/32	1/4
66PTC-3-2	3/16	1/8

### 68PTC

Male Connector



Part Number	Tube Size	Pipe Thread
68PTC-5/32-1	5/32	1/16
68PTC-5/32-2	5/32	1/8
68PTC-5/32-4	5/32	1/4
68PTC-3-1	3/16	1/16
68PTC-3-2	3/16	1/8
68PTC-3-4	3/16	1/4

### 68TF

Male Connector



Part Number	Tube Size	Pipe Thread	Straight Thread
68TF-2-1	1/8	1/16	5/16-24
68TF-2-2	1/8	1/8	5/16-24
68TF-5/32-1	5/32	1/16	5/16-24
68TF-5/32-2	5/32	1/8	5/16-24

### 269TF

Male Elbow



Part Number	Tube Size	Pipe Thread	Straight Thread
269TF-2-2	1/8	1/8	5/16-24
269TF-5/32-2	5/32	1/8	5/16-24

### 164PTC

Tube to Tube Union Tee



Part Number	Tube Size
164PTC-5/32	5/32
164PTC-3	3/16

### 165PTC

Tube to Tube Union Elbow



Part Number	Tube Size
165PTC-5/32	5/32
165PTC-3	3/16

### 169PTCNS

Tube to Male NPT Male Elbow Rigid 90°



Part Number	Tube Size	Pipe Thread
169PTCNS-5/32-1	5/32	1/16
169PTCNS-5/32-2	5/32	1/8
169PTCNS-5/32-4	5/32	1/4
169PTCNS-3-2	3/16	1/8
169PTCNS-3-4	3/16	1/4

### 171PTCNS

Tube to Male NPT Male Run Tee Rigid



Part Number	Tube Size	Pipe Thread
171PTCNS-5/32-2	5/32	1/8
171PTCNS-5/32-4	5/32	1/4
171PTCNS-3-2	3/16	1/8

### 172PTCNS

Tube to Male NPT Male Branch Tee Rigid



Part Number	Tube Size	Pipe Thread
172PTCNS-5/32-2	5/32	1/8
172PTCNS-5/32-4	5/32	1/4
172PTCNS-3-2	3/16	1/8

### 60TF

Sleeve



Part Number	Tube Size
60TF-2	1/8
60TF-5/32	5/32

### 61TF

Nut



Part Number	Tube Size	Straight Thread
61TF-2	1/8	5/16-24
61TF-5/32	5/32	5/16-24

## Air Brake – AB Fittings

[See Section I](#)

## Air Brake – NTA Fittings

[See Section I](#)

## Vibra-Lok Fittings

### 62VL

Union



Part Number	Tube Size
62VL-4	1/4
62VL-5	5/16
62VL-6	3/8
62VL-8	1/2

### 66VL

Female Connector



Part Number	Tube Size	Pipe Thread
66VL-4-2	1/4	1/8
66VL-5-4	5/16	1/4

### 68VL

Male Connector



Part Number	Tube Size	Pipe Thread
68VL-2-2	1/8	1/8
68VL-3-2	3/16	1/8
68VL-4-2	1/4	1/8
68VL-4-4	1/4	1/4
68VL-5-4	5/16	1/4
68VL-6-2	3/8	1/8
68VL-6-4	3/8	1/4
68VL-6-6	3/8	3/8
68VL-8-6	1/2	3/8
68VL-8-8	1/2	1/2
68VL-10-8	5/8	1/2
68VL-12-8	3/4	1/2
68VL-12-12	3/4	3/4

### 682VL

Straight Through Tank Fitting



Part Number	Tube Size	Pipe Thread
682VL-4-2	1/4	1/8
682VL-4-4	1/4	1/4
682VL-5-4	5/16	1/4
682VL-6-6	3/8	3/8

### 685VLV

Male Connector



Part Number	Tube Size	Straight Thread
685VLV-4-4	1/4	7/16-20
685VLV-5-4	5/16	7/16-20
685VLV-6-4	3/8	7/16-20
685VLV-6-6	3/8	9/16-18
685VLV-8-8	1/2	3/4-16
685VLV-10-10	5/8	7/8-14
685VLV-12-12	3/4	1 1/16-12

Note: Fluorocarbon seal and O-ring standard.

### 164VL

Union Tee



Part Number	Tube Size
164VL-3	3/16
164VL-4	1/4
164VL-5	5/16
164VL-8	1/2

### 169VL

Male Elbow



Part Number	Tube Size	Pipe Thread
169VL-3-2	3/16	1/8
169VL-4-2	1/4	1/8
169VL-4-4	1/4	1/4
169VL-5-4	5/16	1/4
169VL-6-2	3/8	1/8
169VL-6-4	3/8	1/4
169VL-6-6	3/8	3/8
169VL-8-6	1/2	3/8
169VL-8-8	1/2	1/2
169VL-10-8	5/8	1/2

### 1695VLV

Male Elbow



Part Number	Tube Size	Straight Thread
1695VLV-4-4	1/4	7/16-20
1695VLV-5-4	5/16	7/16-20
1695VLV-6-4	3/8	7/16-20
1695VLV-6-6	3/8	9/16-18
1695VLV-8-8	1/2	3/4-16
1695VLV-10-10	5/8	7/8-14
1695VLV-12-12	3/4	1 1/16-12

Note: Fluorocarbon seal and O-ring standard.

### 170VL

Female Elbow



Part Number	Tube Size	Pipe Thread
170VL-4-2	1/4	1/8
170VL-5-4	5/16	1/4

### 171VL

Male Run Tee



Part Number	Tube Size	Pipe Thread
171VL-4-2	1/4	1/8
171VL-4-4	1/4	1/4

### 179VL

45° Elbow



Part Number	Tube Size	Pipe Thread
179VL-4-2	1/4	1/8
179VL-6-4	3/8	1/4

### 60VL

Sleeve



Part Number	Tube Size
60VL-2	1/8
60VL-3	3/16
60VL-4	1/4
60VL-5	5/16
60VL-6	3/8
60VL-8	1/2
60VL-10	5/8
60VL-12	3/4

### 60VLV

Sleeve (Fluorocarbon)



Part Number	Tube Size
60VLV-3	3/16
60VLV-4	1/4
60VLV-5	5/16
60VLV-6	3/8
60VLV-8	1/2
60VLV-10	5/8
60VLV-12	3/4

### 61VL

Nut



Part Number	Tube Size	Straight Thread
61VL-2	1/8	3/8-24
61VL-3	3/16	7/16-24
61VL-4	1/4	1/2-24
61VL-5	5/16	9/16-24
61VL-6	3/8	5/8-24
61VL-8	1/2	13/16-18
61VL-10	5/8	1-18
61VL-12	3/4	1-1/8-18

Dimensions and pressures are for reference only and are subject to change.

## Compression Fittings

**Compression Fittings are not for use on Air Brake applications.**

### 62C

Union

Ref. SAE 060101 BA



Part Number	Tube Size	Straight Thread
62C-2	1/8	5/16-24
62C-3	3/16	3/8-24
62C-4	1/4	7/16-24
62C-5	5/16	1/2-24
62C-6	3/8	9/16-24
62C-7	7/16	5/8-24
62C-8	1/2	11/16-20
62C-10	5/8	13/16-18
62C-12	3/4	1-18
62C-14	7/8	1-1/8-18

### 62C

Union Reducers

Ref. SAE 060101 BA



Part Number	Tube Size 1	Tube Size 2	Straight Thread 1	Straight Thread 2
62C-4-3	3/16	1/4	3/8-24	7/16-24
62C-6-4	1/4	3/8	7/16-24	9/16-24
62C-8-6	3/8	1/2	9/16-24	11/16-20
62C-10-6	3/8	5/8	9/16-24	13/16-18

### 62CBH

Bulkhead Union



Part Number	Tube Size	Straight Thread
62CBH-4	1/4	7/16-24
62CBH-6	3/8	9/16-24

### 66C

Female Connector

Ref. SAE 060103 BA



Part Number	Tube Size	Pipe Thread	Straight Thread
66C-2-2	1/8	1/8	5/16-24
66C-3-2	3/16	1/8	3/8-24
66C-3-4	3/16	1/4	3/8-24
66C-4-2	1/4	1/8	7/16-24
66C-4-4	1/4	1/4	7/16-24
66C-5-2	5/16	1/8	1/2-24
66C-5-4	5/16	1/4	1/2-24
66C-6-2	3/8	1/8	9/16-24
66C-6-4	3/8	1/4	9/16-24
66C-6-6	3/8	3/8	9/16-24
66C-6-8	3/8	1/2	9/16-24
66C-7-6	7/16	3/8	5/8-24
66C-8-4	1/2	1/4	11/16-20
66C-8-6	1/2	3/8	11/16-20
66C-8-8	1/2	1/2	11/16-20
66C-10-8	5/8	1/2	13/16-18

### 68C

Male Connector

Ref. SAE 060102 BA



Part Number	Tube Size	Pipe Thread	Straight Thread
68C-2-1	1/8	1/16	5/16-24
68C-2-2	1/8	1/8	5/16-24
68C-3-1	3/16	1/16	3/8-24
68C-3-2	3/16	1/8	3/8-24
68C-3-4	3/16	1/4	3/8-24
68C-4-2	1/4	1/8	7/16-24
68C-4-4	1/4	1/4	7/16-24
68C-4-6	1/4	3/8	7/16-24
68C-4-8	1/4	1/2	7/16-24
68C-5-2	5/16	1/8	1/2-24
68C-5-4	5/16	1/4	1/2-24
68C-6-2	3/8	1/8	9/16-24
68C-6-4	3/8	1/4	9/16-24
68C-6-6	3/8	3/8	9/16-24
68C-6-8	3/8	1/2	9/16-24
68C-7-4	7/16	1/4	5/8-24
68C-8-4	1/2	1/4	11/16-20
68C-8-6	1/2	3/8	11/16-20
68C-8-8	1/2	1/2	11/16-20
68C-10-6	5/8	3/8	13/16-18
68C-10-8	5/8	1/2	13/16-18
68C-10-12	5/8	3/4	13/16-18
68C-12-8	3/4	1/2	1-18
68C-12-12	3/4	3/4	1-18
68C-14-12	7/8	3/4	1-1/8-18

### 164C-264C

Union Tee

Ref. SAE 060401 BA



Part Number	Tube Size	Straight Thread
164C-2	1/8	5/16-24
264C-3	3/16	3/8-24
164C-4	1/4	7/16-24
264C-4	1/4	7/16-24
164C-5	5/16	1/2-24
164C-6	3/8	9/16-24
164C-8	1/2	11/16-20
164C-10	5/8	13/16-18
164C-12	3/4	1.00-18

### 164C-264C

Union Tee

Combination Sizes

Ref. SAE 060401 BA



Part Number	Tube Size 1	Tube Size 2	Tube Size 3
164C-6-4-4	3/8	1/4	1/4
164C-6-6-4	3/8	3/8	1/4
164C-8-8-6	1/2	1/2	3/8

### 165C-265C

Union Elbow

Ref. SAE 060201 BA



Part Number	Tube Size	Straight Thread
165C-2	1/8	5/16-24
165C-3	3/16	3/8-24
165C-4	1/4	7/16-24
265C-4	1/4	7/16-24
165C-5	5/16	1/2-24
165C-6	3/8	9/16-24
165C-7	7/16	5/8-24
165C-8	1/2	11/16-20
165C-10	5/8	13/16-18
165C-12	3/4	1-18

### 168C

Compression Gage Tee



Part Number	Tube Size	Pipe Thread	Straight Thread
168C-4-2	1/4	1/8	7/16-24

### 169C-269C

Male Elbow

Ref. SAE 060202 BA



Part Number	Tube Size	Pipe Thread	Straight Thread
169C-2-1	1/8	1/16	5/16-24
269C-2-2	1/8	1/8	5/16-24
169C-3-1	3/16	1/16	3/8-24
169C-3-2	3/16	1/8	3/8-24
269C-3-2	3/16	1/8	3/8-24
169C-3-4	3/16	1/4	3/8-24
169C-4-2	1/4	1/8	7/16-24
269C-4-2	1/4	1/8	7/16-24
169C-4-4	1/4	1/4	7/16-24
269C-4-4	1/4	1/4	7/16-24
169C-4-6	1/4	3/8	7/16-24
169C-5-2*	5/16	1/8	1/2-24
269C-5-2*	5/16	1/8	1/2-24
169C-5-4	5/16	1/4	1/2-24
269C-5-4	5/16	1/4	1/2-24
169C-5-6	5/16	3/8	1/2-24
169C-6-2*	3/8	1/8	9/16-24
269C-6-2*	3/8	1/8	9/16-24
169C-6-4	3/8	1/4	9/16-24
269C-6-4	3/8	1/4	9/16-24
169C-6-6	3/8	3/8	9/16-24
269C-6-6	3/8	3/8	9/16-24
169C-6-8	3/8	1/2	9/16-24
269C-7-6	7/16	3/8	5/8-24
169C-8-4*	1/2	1/4	11/16-20
169C-8-6	1/2	3/8	11/16-20
169C-8-8	1/2	1/2	11/16-20
169C-10-8	5/8	1/2	13/16-18
169C-12-8	3/4	1/2	1-18
169C-12-12	3/4	3/4	1-18

+ For these parts the Pipe Thread through hole is smaller than the through hole on the flare end.

Dimensions and pressures are for reference only and are subject to change.

## 170C-270C

Female Elbow

Ref. SAE 060203 BA



Part Number	Tube Size	Pipe Thread	Straight Thread
170C-2-2	1/8	1/8	5/16-24
170C-3-2	3/16	1/8	3/8-24
170C-4-2	1/4	1/8	7/16-24
270C-4-2	1/4	1/8	7/16-24
170C-4-4	1/4	1/4	7/16-24
170C-6-4	3/8	1/4	9/16-24
170C-6-6	3/8	3/8	9/16-24
170C-7-4	7/16	1/4	5/8-24
170C-8-6	1/2	3/8	11/16-20
170C-8-8	1/2	1/2	11/16-20
170C-12-12	3/4	3/4	1-18

## 171C

Male Run Tee

Ref. SAE 060424 BA



Part Number	Tube Size	Pipe Thread	Straight Thread
171C-2-2	1/8	1/8	5/16-24
171C-3-2	3/16	1/8	3/8-24
171C-4-2	1/4	1/8	7/16-24
171C-4-4	1/4	1/4	7/16-24
171C-6-4	3/8	1/4	9/16-24

## 172C

Male Branch Tee

Ref. SAE 060425 BA



Part Number	Tube Size	Pipe Thread	Straight Thread
172C-2-2	1/8	1/8	5/16-24
172C-3-2	3/16	1/8	3/8-24
172C-4-2	1/4	1/8	7/16-24
172C-4-4	1/4	1/4	7/16-24
172C-6-2	3/8	1/8	9/16-24
172C-6-4	3/8	1/4	9/16-24
172C-6-6	3/8	3/8	9/16-24
172C-8-6	1/2	3/8	11/16-20

## 176C

Adapter Tee



Part Number	Tube Size	Pipe Thread	Straight Thread
176C-4-2	1/4	1/8	7/16-24

## 177C

Female Branch Tee



Part Number	Tube Size	Pipe Thread	Straight Thread
177C-4-2	1/4	1/8	7/16-24

## 179C

45° Elbow

Compression to Male Pipe



Part Number	Tube Size	Pipe Thread	Straight Thread
179C-4-2	1/4	1/8	7/16-24
179C-4-4	1/4	1/4	7/16-24
179C-6-2	3/8	1/8	9/16-24
179C-6-4	3/8	1/4	9/16-24
179C-6-6	3/8	3/8	9/16-24
179C-8-6	1/2	3/8	11/16-24

## 639C

Seal Plug



Part Number	Tube Size	Straight Thread
639C-4	1/4	7/16-24

## 682C

Straight Through Tank Fitting



Part Number	Tube Size	Pipe Thread	Straight Thread
682C-3-2	3/16	1/8	3/8-24
682C-6-6	3/8	3/8	9/16-24
682C-8-8	1/2	1/2	11/16-20

## 60C

Sleeve

Ref. SAE 060115



Part Number	Tube Size
60C-2	1/8
60C-3	3/16
60C-4	1/4
60C-5	5/16
60C-6	3/8
60C-7	7/16
60C-8	1/2
60C-10	5/8
60C-12	3/4
60C-14	7/8

## 60PT

Acetal Sleeve



Part Number	Plastic Tube Wall
60PT-4	1/4
60PT-5	5/16
60PT-6	3/8
60PT-8	1/2
60PT-10	5/8

## 61C

Nut

Ref. SAE 060110



Part Number	Tube Size	Straight Thread
61C-2	1/8	5/16-24
61C-3	3/16	3/8-24
61C-4	1/4	7/16-24
61C-5	5/16	1/2-24
61C-6	3/8	9/16-24
61C-7	7/16	5/8-24
61C-8	1/2	11/16-20
61C-10	5/8	13/16-18
61C-12	3/4	1-18
61C-14	7/8	1-1/8-18

## 61CL

Long Nut

Ref. SAE 060111



Part Number	Tube Size	Straight Thread
61CL-4	1/4	7/16-24
61CL-5	5/16	1/2-24
61CL-6	3/8	9/16-24
61CL-8	1/2	11/16-20
61CL-10	5/8	13/16-18
61CL-12	3/4	1-18

## 63PT

Brass Insert



Part Number	Tube OD
63PT-2-16	1/8
63PT-2-23	1/8
63PT-3-25	3/16
63PT-3-40	3/16
63PT-4-40	1/4
63PT-4-62	1/4
63PT-5-40	5/16
63PT-5-62	5/16
63PT-6-62	3/8
63PT-8-62	1/2
63PT-10-62	5/8

Dimensions and pressures are for reference only and are subject to change.



## 150F

Female Elbow  
Ref. SAE 010203



Part Number	Tube Size	Pipe Thread	Straight Thread
150F-4-2	1/4	1/8	7/16-20
150F-4-4	1/4	1/4	7/16-20
150F-5-4	5/16	1/4	1/2-20
150F-6-2	3/8	1/8	5/8-18
150F-6-4	3/8	1/4	5/8-18
150F-6-6	3/8	3/8	5/8-18
150F-6-8	3/8	1/2	5/8-18
150F-8-6	1/2	3/8	3/4-16
150F-8-8	1/2	1/2	3/4-16
150F-8-12	1/2	3/4	3/4-16
150F-10-8*	5/8	1/2	7/8-14
150F-10-12*	5/8	3/4	7/8-14

\* Comes standard with thread protectors.

## 151F

Male Run Tee  
Ref. SAE 010424



Part Number	Tube Size	Pipe Thread	Straight Thread
151F-4-2	1/4	1/8	7/16-20
151F-4-4	1/4	1/4	7/16-20
151F-5-4	5/16	1/4	1/2-20
151F-6-4	3/8	1/4	5/8-18
151F-6-6	3/8	3/8	5/8-18
151F-6-8	3/8	1/2	5/8-18
151F-8-6	1/2	3/8	3/4-16
151F-8-8	1/2	1/2	3/4-16
151F-10-8	5/8	1/2	7/8-14

## 155F

Union Elbow  
Ref. SAE 010201



Part Number	Tube Size	Straight Thread
155F-2	1/8	5/16-24
155F-3	3/16	3/8-24
155F-4	1/4	7/16-20
155F-5	5/16	1/2-20
155F-6	3/8	5/8-18
155F-8	1/2	3/4-16
155F-10	5/8	7/8-14
155F-12*	3/4	1-1/16-14

\* Comes standard with thread protectors.

## 159F-259F

45° Elbow  
Ref. SAE 010302

159F



259F



Part Number	Tube Size	Pipe Thread	Straight Thread
159F-4-2	1/4	1/8	7/16-20
259F-4-2	1/4	1/8	7/16-20
159F-4-4	1/4	1/4	7/16-20
259F-4-4	1/4	1/4	7/16-20
159F-5-2	5/16	1/8	1/2-20
159F-5-4	5/16	1/4	1/2-20
159F-6-2*	3/8	1/8	5/8-18
159F-6-4	3/8	1/4	5/8-18
259F-6-4	3/8	1/4	5/8-18
159F-6-6	3/8	3/8	5/8-18
259F-6-6	3/8	3/8	5/8-18
159F-8-4*	1/2	1/4	3/4-16
159F-8-6	1/2	3/8	3/4-16
259F-8-6	1/2	3/8	3/4-16
159F-8-8	1/2	1/2	3/4-16
159F-10-6*	5/8	3/8	7/8-14
159F-10-8	5/8	1/2	7/8-14
159F-12-8**	3/4	1/2	1-1/16-14

+ For these parts the Pipe Thread through hole is smaller than the through hole on the flare end.

\* Comes standard with thread protectors.

## 1595F

45° Flare to SAE  
Straight Thread



Part Number	Tube Size	Straight Thread	Straight Thread Tube
1595F-8-8	1/2	3/4-16	3/4-16
1595F-12-8*	3/4	3/4-16	1 1/16-14
1595F-12-12*	3/4	1 1/16-12	1 1/16-14

Note: Fluorocarbon O-ring is standard.

\* Comes standard with thread protectors.

## 166FSV

90° Swivel Elbow



Part Number	Tube Size	Straight Thread
166FSV-4-4	1/4	7/16-20
166FSV-6-6	3/8	5/8-18
166FSV-8-8	1/2	3/4-16
166FSV-10-10	5/8	7/8-14
166FSV-12-12*	3/4	1-1/16-14

\* Comes standard with thread protectors.

## 639F

Flared Seal Plug  
REF. SAE 010109



Part Number	Tube Size	Straight Thread
639F-4	1/4	7/16-20
639F-5	5/16	1/2-20
639F-6	3/8	5/8-18
639F-8	1/2	3/4-16
639F-10	5/8	7/8-14

## 640F

Cap Nut  
Ref. SAE 010112



Part Number	Tube Size	Straight Thread
640F-3†	3/16	3/8-24
640F-4†	1/4	7/16-20
640F-5†	5/16	1/2-20
640F-6†	3/8	5/8-18
640F-8†	1/2	3/4-16
640F-10†	5/8	7/8-14

† Should be used with 2GF flare gasket.

## 660FHD

Flared Union-Female  
Flare to Female Flare  
Ref. SAE 010107



Part Number	Tube Size	Straight Thread
660FHD-4†	1/4	7/16-20
660FHD-6†	3/8	5/8-18
660FHD-8†	1/2	3/4-16
660FHD-10†	5/8	7/8-14

† Should be used with 2GF flare gasket.

## 661FHD

Male Flare to Female Flare  
Ref. SAE 010105



Part Number	Tube Size 1	Tube Size 2	Straight Thread 1	Straight Thread 2
661FHD-4-6†	1/4	3/8	7/16-20	5/8-18
661FHD-4-8†	1/4	1/2	7/16-20	3/4-16
661FHD-6-4†	3/8	1/4	5/8-18	7/16-20
661FHD-6-8†	3/8	1/2	5/8-18	3/4-16
661FHD-8-6†	1/2	3/8	3/4-16	5/8-18
661FHD-8-10†	1/2	5/8	3/4-16	7/8-14
661FHD-10-8†	5/8	1/2	7/8-14	3/4-16
661FHD-10-12**	5/8	3/4	7/8-14	1-1/16-14
661FHD12-10**†	3/4	5/8	1-1/16-14	7/8-14

† Should be used with 2GF flare gasket.

\* Comes standard with thread protectors.



[Link to Master Table of Contents](#)

[Link to Section Table of Contents](#)

## 664FHD

Female Flare to  
Male Pipe Thread  
Ref. SAE 010106



Part Number	Tube Size	Pipe Thread	Straight Thread
664FHD-4-2†	1/4	1/8	7/16-20
664FHD-4-4†	1/4	1/4	7/16-20
664FHD-6-4†	3/8	1/4	5/8-18
664FHD-8-6†	1/2	3/8	3/4-16

† Should be used with 2GF flare gasket.

## 45° Flare Fittings

### 1F

Refrigerant Drum Adapter  
Ref. SAE 010165



Part Number	Tube OD	Pipe Thread
1F-4-8	1/4	1/2
1F-4-12*	1/4	3/4
1F-6-12*	3/8	3/4
1F-8-12*	1/2	3/4

\* Comes standard with thread protectors.  
Gasket Furnished with each 1F adapter.

### 2GF

Copper Flare Gasket  
Ref. SAE 010113



Part Number	Tube Size
2GF-3	3/16
2GF-4	1/4
2GF-5	5/16
2GF-6	3/8
2GF-8	1/2
2GF-10	5/8
2GF-12	3/4

### 3GF

Seal Bonnet  
Ref. SAE 010114



Part Number	Tube Size
3GF-3	3/16
3GF-4	1/4
3GF-5	5/16
3GF-6	3/8
3GF-8	1/2
3GF-10	5/8
3GF-12	3/4

## 14FL

Long Forged Nut  
Ref. SAE 010167



Part Number	Tube Size	Straight Thread
14FL-4	1/4	7/16-20
14FL-6	3/8	5/8-18
14FL-8	1/2	3/4-16
14FL-10	5/8	7/8-14

## 14FS

Short Forged Reducing  
Nuts



Part Number	Tube Size	Straight Thread
14FS-6-4	3/8 to 1/4	5/8-18
14FS-8-6	1/2 to 3/8	3/4-16
14FS-10-8	5/8 to 1/2	7/8-14

## 14FSV

Swivel Nut Valve  
Connector  
Ref. SAE 010108



Part Number	Tube Size	Straight Thread
14FSV-4	1/4	7/16-20
14FSV-6	3/8	5/8-18
14FSV-8	1/2	3/4-16
14FSV-10	5/8	7/8-14

## US5

Flare Adapter



Part Number	Tube Size	Straight Thread
US5-4	1/4	7/16-20
US5-6	3/8	5/8-18
US5-8	1/2	3/4-16
US5-10	5/8	7/8-14

## 41FL

Long Nut  
Ref. SAE 010111



Part Number	Tube Size	Straight Thread
41FL-2	1/8	5/16-24
41FL-3	3/16	3/8-24
41FL-4	1/4	7/16-20
41FL-5	5/16	1/2-20
41FL-6	3/8	5/8-18
41FL-8	1/2	3/4-16
41FL-10	5/8	7/8-14
41FL-12	3/4	1-1/16-14

## 41FS

Short Nut  
Ref. SAE 010110



Part Number	Tube Size	Straight Thread
41FS-2	1/8	5/16-24
41FS-3	3/16	3/8-24
41FS-4	1/4	7/16-20
41FS-5	5/16	1/2-20
41FS-6	3/8	5/8-18
41FS-8	1/2	3/4-16
41FS-10	5/8	7/8-14
41FS-12	3/4	1-1/16-14
41FS-14	7/8	1-1/4-12

## 42F

Union  
Ref. SAE 010101



Part Number	Tube Size	Straight Thread
42F-2	1/8	5/16-24
42F-3	3/16	3/8-24
42F-4	1/4	7/16-20
42F-5	5/16	1/2-20
42F-6	3/8	5/8-18
42F-8	1/2	3/4-16
42F-10	5/8	7/8-14
42F-12*	3/4	1-1/16-14
42F-14*	7/8	1-1/4-12

\*Thread Protectors

## 42F

Union Reducers  
Ref. SAE 010101



Part Number	Tube Size 1	Tube Size 2	Straight Thread 1	Straight Thread 2
42F-6-4	1/4	3/8	7/16-20	5/8-18
42F-6-5	5/16	3/8	1/2-20	5/8-18
42F-8-4	1/4	1/2	7/16-20	3/4-16
42F-8-6	3/8	1/2	5/8-18	3/4-16
42F-10-6	3/8	5/8	5/8-18	7/8-14
42F-10-8	1/2	5/8	3/4-16	7/8-14

Dimensions and pressures are for reference only and are subject to change.

## 43F

Flare to Solder  
Ref. SAE 010104



Part Number	Tube Size	Solder OD	Straight Thread
43F-4-4	1/4	1/4	7/16-20
43F-4-5	1/4	5/16	7/16-20
43F-4-6	1/4	3/8	7/16-20
43F-6-4	3/8	1/4	5/8-18
43F-6-5	3/8	5/16	5/8-18
43F-6-6	3/8	3/8	5/8-18
43F-6-8	3/8	1/2	5/8-18
43F-6-10	3/8	5/8	5/8-18
43F-8-6	1/2	3/8	3/4-16
43F-8-8	1/2	1/2	3/4-16
43F-8-10	1/2	5/8	3/4-16
43F-10-8	5/8	1/2	7/8-14
43F-10-10	5/8	5/8	7/8-14
43F-10-12*	5/8	3/4	7/8-14
43F-12-12*	3/4	3/4	1-1/16-14
43F-12-14*	3/4	7/8	1-1/16-14

\* Comes standard with thread protectors.

## 46F

Female Connector  
Ref. SAE 010103



Part Number	Tube Size	Pipe Thread	Straight Thread
46F-2-2	1/8	1/8	5/16-24
46F-3-2	3/16	1/8	3/8-24
46F-4-2	1/4	1/8	7/16-20
46F-4-4	1/4	1/4	7/16-20
46F-4-6	1/4	3/8	7/16-20
46F-5-2	5/16	1/8	1/2-20
46F-5-4	5/16	1/4	1/2-20
46F-6-2	3/8	1/8	5/8-18
46F-6-4	3/8	1/4	5/8-18
46F-6-6	3/8	3/8	5/8-18
46F-6-8	3/8	1/2	5/8-18
46F-8-4	1/2	1/4	3/4-16
46F-8-6	1/2	3/8	3/4-16
46F-8-8	1/2	1/2	3/4-16
46F-8-12*	1/2	3/4	3/4-16
46F-10-6	5/8	3/8	7/8-14
46F-10-8	5/8	1/2	7/8-14
46F-10-12*	5/8	3/4	7/8-14

## 48F

Male Connector  
Ref. SAE 010102



Part Number	Tube Size	Pipe Thread	Straight Thread
48F-2-2	1/8	1/8	5/16-24
48F-3-2	3/16	1/8	3/8-24
48F-3-4	3/16	1/4	3/8-24
48F-4-2	1/4	1/8	7/16-20
48F-4-4	1/4	1/4	7/16-20
48F-4-6	1/4	3/8	7/16-20
48F-4-8	1/4	1/2	7/16-20
48F-5-2	5/16	1/8	1/2-20
48F-5-4	5/16	1/4	1/2-20
48F-5-6	5/16	3/8	1/2-20
48F-6-2	3/8	1/8	5/8-18
48F-6-4	3/8	1/4	5/8-18
48F-6-6	3/8	3/8	5/8-18
48F-6-8	3/8	1/2	5/8-18
48F-6-12*	3/8	3/4	5/8-18
48F-8-4	1/2	1/4	3/4-16
48F-8-6	1/2	3/8	3/4-16
48F-8-8	1/2	1/2	3/4-16
48F-8-12	1/2	3/4	3/4-16
48F-10-4	5/8	1/4	7/8-14
48F-10-6	5/8	3/8	7/8-14
48F-10-8	5/8	1/2	7/8-14
48F-10-12*	5/8	3/4	7/8-14
48F-12-8*	3/4	1/2	1-1/16-14
48F-12-12*	3/4	3/4	1-1/16-14
48F-14-12*	7/8	3/4	1-1/4-12

\* Comes standard with thread protectors.

## 485F

Flare to SAE Straight Thread



Part Number	Tube Size	Straight Thread	Straight Thread Tube
485F-12-8*	3/4	3/4-16	1 1/16-14
485F-12-12*	3/4	1 1/16-12	1 1/16-14

\* Comes standard with thread protectors.

## 144F-244F

Union Tee  
Ref. SAE 010401



Part Number	Tube Size	Straight Thread
144F-3	3/16	3/8-24
144F-4	1/4	7/16-20
244F-4	1/4	7/16-20
144F-5	5/16	1/2-20
144F-6	3/8	5/8-18
144F-8	1/2	3/4-16
144F-10	5/8	7/8-14

## 144F

Union Tee  
combination sizes



Part Number	Tube Size 1	Tube Size 2	Tube Size 3
144F-6-6-4	3/8	3/8	1/4
144F-8-8-6	1/2	1/2	3/8

## 145F

Male Branch Tee  
Ref. SAE 010425



Part Number	Tube Size	Pipe Thread	Straight Thread
145F-2-2	1/8	1/8	5/16-24
145F-4-2	1/4	1/8	7/16-20
145F-4-4	1/4	1/4	7/16-20
145F-5-4	5/16	1/4	1/2-20
145F-6-4	3/8	1/4	5/8-18
145F-6-6	3/8	3/8	5/8-18
145F-6-8	3/8	1/2	5/8-18
145F-8-6	1/2	3/8	3/4-16
145F-8-8	1/2	1/2	3/4-16
145F-10-8	5/8	1/2	7/8-14

## 147F

Cross  
Ref. SAE 010501



Part Number	Tube Size	Straight Thread
147F-6	3/8	5/8-18

## 149F-249F

Male Elbow  
Ref. SAE 010202



Part Number	Tube Size	Pipe Thread	Straight Thread
149F-2-2	1/8	1/8	5/16-24
149F-3-2	3/16	1/8	3/8-24
249F-3-2	3/16	1/8	3/8-24
149F-4-2	1/4	1/8	7/16-20
249F-4-2	1/4	1/8	7/16-20
149F-4-4	1/4	1/4	7/16-20
249F-4-4	1/4	1/4	7/16-20
149F-4-6	1/4	3/8	7/16-20
249F-4-6	1/4	3/8	7/16-20
149F-4-8	1/4	1/2	7/16-20
149F-5-2	5/16	1/8	1/2-20
249F-5-2	5/16	1/8	1/2-20
149F-5-4	5/16	1/4	1/2-20
249F-5-4	5/16	1/4	1/2-20
149F-5-6	5/16	3/8	1/2-20
149F-6-2*	3/8	1/8	5/8-18
249F-6-2*	3/8	1/8	5/8-18
149F-6-4	3/8	1/4	5/8-18
249F-6-4	3/8	1/4	5/8-18
149F-6-6	3/8	3/8	5/8-18
249F-6-6	3/8	3/8	5/8-18
149F-6-8	3/8	1/2	5/8-18
249F-6-8	3/8	1/2	5/8-18
149F-6-12*	3/8	3/4	5/8-18
149F-8-4*	1/2	1/4	3/4-16
149F-8-6	1/2	3/8	3/4-16
249F-8-6	1/2	3/8	3/4-16
149F-8-8	1/2	1/2	3/4-16
249F-8-8	1/2	1/2	3/4-16
149F-8-12*	1/2	3/4	3/4-16
149F-10-4*	5/8	1/4	7/8-14
149F-10-6*	5/8	3/8	7/8-14
149F-10-8	5/8	1/2	7/8-14
249F-10-8	5/8	1/2	7/8-14
149F-10-12*	5/8	3/4	7/8-14
149F-12-8**	3/4	1/2	1-1/16-14
149F-12-12*	3/4	3/4	1-1/16-14

\* For these parts the Pipe Thread through hole is smaller than the through hole on the flare end.

\* Comes standard with thread protectors.

## 1495F

Flare Elbow to  
SAE Straight Thread



Part Number	Tube Size	Straight Thread	Straight Thread Tube
1495F-12-8*	3/4	3/4-16	1 1/16-14
1495F-12-12*	3/4	1-1/16-12	1 1/16-14

Note: Fluorocarbon O-ring is standard.

\* Comes standard with thread protectors.

## Pipe Fittings

### 207P

Coupling



Part Number	Pipe Thread
207P-2	1/8
207P-4	1/4
207P-6	3/8
207P-8	1/2
207P-12	3/4

### 208P

Reducer Coupling



Part Number	Pipe Thread 1	Pipe Thread 2
208P-4-2	1/4	1/8
208P-6-4	3/8	1/4
208P-8-4	1/2	1/4
208P-8-6	1/2	3/8
208P-12-6	3/4	3/8
208P-12-8	3/4	1/2

### 209P

Bushing



Part Number	Pipe Thread 1	Pipe Thread 2
209P-4-2	1/8	1/4
209P-6-2	1/8	3/8
209P-6-4	1/4	3/8
209P-8-2	1/8	1/2
209P-8-4	1/4	1/2
209P-8-6	3/8	1/2
209P-12-2	1/8	3/4
209P-12-4	1/4	3/4
209P-12-6	3/8	3/4
209P-12-8	1/2	3/4
209P-16-8	1/2	1
209P-16-12	3/4	1

### 210P

Lock Nut



Part Number	Pipe Thread
210P-2	1/8 NPSL
210P-4	1/4 NPSL
210P-6	3/8 NPSL
210P-8	1/2 NPSL

## 211P

Square-Head Plug



Part Number	Pipe Thread
211P-2	1/8
211P-4	1/4
211P-6	3/8
211P-8	1/2
211P-12	3/4

## 212P

Union



Part Number	Pipe Thread
212P-4	1/4
212P-6	3/8

## 213P

Cap



Part Number	Pipe Thread
213P-2	1/8
213P-4	1/4
213P-6	3/8
213P-8	1/2
213P-12	3/4

## 215PN

Close Nipple



Part Number	Pipe Thread
215PN-2	1/8
215PN-4	1/4
215PN-6	3/8
215PN-8	1/2
215PN-12	3/4

## 215PNL

Long Nipple



Part Number	Pipe Thread
215PNL-2-15	1/8
215PNL-4-15	1/4
215PNL-6-15	3/8
215PNL-8-15	1/2
215PNL-2-20	1/8
215PNL-4-20	1/4
215PNL-6-20	3/8
215PNL-8-20	1/2
215PNL-2-25	1/8
215PNL-4-25	1/4
215PNL-6-25	3/8
215PNL-8-25	1/2
215PNL-2-30	1/8
215PNL-4-30	1/4
215PNL-6-30	3/8
215PNL-8-30	1/2
215PNL-2-35	1/8
215PNL-4-35	1/4
215PNL-6-35	3/8
215PNL-8-35	1/2

## 216P

Hex Nipple



Part Number	Pipe Thread
216P-2	1/8
216P-4	1/4
216P-6	3/8
216P-8	1/2
216P-12	3/4

## 216P

Hex Nipple Reducers



Part Number	Pipe Thread 1	Pipe Thread 2
216P-4-2	1/4	1/8
216P-6-2	3/8	1/8
216P-6-4	3/8	1/4
216P-8-4	1/2	1/4
216P-8-6	1/2	3/8
216P-12-8	3/4	1/2

## 218P

Hex-Head Plug



Part Number	Pipe Thread
218P-2	1/8
218P-4	1/4
218P-6	3/8
218P-8	1/2
218P-12	3/4

## 219P

Countersunk Hex-Head Plug



Part Number	Pipe Thread
219P-2	1/8
219P-4	1/4
219P-6	3/8
219P-8	1/2
219P-12	3/4

## 220P

Slotted-Head Plug



Part Number	Pipe Thread
220P-2	1/8
220P-4	1/4
220P-6	3/8

## 222P

Adapter



Part Number	Pipe Thread 1	Pipe Thread 2
222P-2-2	1/8	1/8
222P-4-2	1/4	1/8
222P-4-4	1/4	1/4
222P-6-2	3/8	1/8
222P-6-4	3/8	1/4
222P-6-6	3/8	3/8
222P-8-4	1/2	1/4
222P-8-6	1/2	3/8
222P-8-8	1/2	1/2
222P-12-6	3/4	3/8
222P-12-8	3/4	1/2
222P-12-12	3/4	3/4

## 1200P-2200P

90° Union Elbow



Part Number	Pipe Thread
1200P-2-2	1/8
2200P-2-2	1/8
1200P-4-4	1/4
2200P-4-4	1/4
1200P-6-6	3/8
2200P-6-6	3/8
2200P-8-8	1/2

## 1202P-2202P

90° Street Elbow



Part Number	Pipe Thread 1	Pipe Thread 2
1202P-2-2	1/8	1/8
2202P-2-2	1/8	1/8
2202PA-2-2*	1/8	1/8
2202P-4-2	1/4	1/8
1202P-4-4	1/4	1/4
2202P-4-4	1/4	1/4
2202PA-4-4*	1/4	1/4
2202P-4-6	1/4	3/8
1202P-6-4	3/8	1/4
1202P-6-6	3/8	3/8
2202P-6-6	3/8	3/8
2202PA-6-6*	3/8	3/8
1202P-6-8	3/8	1/2
1202P-8-6	1/2	3/8
2202P-8-8	1/2	1/2
2202P-12-8	3/4	1/2
2202P-12-12	3/4	3/4

\* Meets SAE dimensions.

## 1203P-2203P

Union Tee



Part Number	Pipe Thread
1203P-2	1/8
2203P-2	1/8
1203P-4	1/4
2203P-4	1/4
2203P-6	3/8
1203P-8	1/2
2203P-8	1/2
2203P-12	3/4

## 1204P

Male Elbow



Part Number	Pipe Thread
1204P-2	1/8
1204P-4	1/4
1204P-6	3/8
1204P-8	1/2

## 2224P

Male Branch Tee



Part Number	Pipe Thread
2224P-2	1/8
2224P-4	1/4
2224P-6	3/8
2224P-8	1/2
2224P-12	3/4

Dimensions and pressures are for reference only and are subject to change.

## 2225P

Street Tee



Part Number	Pipe Thread
2225P-2	1/8
2225P-4	1/4
2225P-6	3/8
2225P-8	1/2
2225P-12	3/4

## 2200PDE

Drop-ear 90° Elbow



Part Number	Pipe Thread
2200PDE-2	1/8

## 1201P-2201P

45° Female Elbow



Part Number	Pipe Thread
2201P-2-2	1/8
1201P-8-8	1/2

## 2205P

Cross



Part Number	Pipe Thread
2205P-2	1/8
2205P-4	1/4
2205P-6	3/8
2205P-8	1/2
2205P-12	3/4

## 2214P

45° Street Elbow



Part Number	Pipe Thread
2214P-2-2	1/8
2214P-4-4	1/4
2214P-6-6	3/8
2214P-8-8	1/2

## 207ACBH

Anchor Coupling



Part Number	Female Pipe Thread	Straight Thread
207ACBH-2	1/8	5/8-18
207ACBHS-2	1/8	5/8-18
207ACBH-4	1/4	3/4-16
207ACBHS-4	1/4	3/4-16
207ACBH-6	3/8	1-14
207ACBH-8	1/2	1-1/8-14
207ACBH-12	3/4	1-5/16-12
207ACBH-16*	1	1-5/8-14

\* Lock washer not available.

## Inverted Flared Fittings

## 411F

Nut

Ref. SAE 040110



Part Number	Tube Size	Straight Thread
411F-2	1/8	5/16-28
411F-3	3/16	3/8-24
411F-4	1/4	7/16-24
411F-5	5/16	1/2-20
411F-6	3/8	5/8-18
411F-8	1/2	3/4-18

## 411FS

Steel Nut-Zinc

Ref. SAE 040110



Part Number	Tube Size	Straight Thread
411FS-3	3/16	3/8-24
411FS-4	1/4	7/16-24
411FS-5	5/16	1/2-20
411FS-6	3/8	5/8-18
411FS-8	1/2	3/4-18
411FS-10	5/8	7/8-18
411FS-12	3/4	1-1/16-16

## 411FF

Piloted Nut for Single Flared Tubing

Ref. SAE 040110



Part Number	Tube Size	Straight Thread
411FF-2	1/8	5/16-28
411FF-3	3/16	3/8-24
411FF-4	1/4	7/16-24
411FF-5	5/16	1/2-20
411FF-6	3/8	5/8-18
411FF-8	1/2	3/4-18

## 421FHD

Union

Ref. SAE 040101



Part Number	Tube Size	Straight Thread
421FHD-2	1/8	5/16-28
421FHD-3	3/16	3/8-24
421FHD-4	1/4	7/16-24
421FHD-5	5/16	1/2-20
421FHD-6	3/8	5/8-18
421FHD-8	1/2	3/4-18

## 461FHD

Female Connector

Ref. SAE 040103



Part Number	Tube Size	Pipe Thread	Straight Thread
461FHD-3-2	3/16	1/8	3/8-24
461FHD-4-2	1/4	1/8	7/16-24
461FHD-5-2	5/16	1/8	1/2-20
461FHD-6-4	3/8	1/4	5/8-18
461FHD-8-6	1/2	3/8	3/4-18

## 481FHD

Male Connector

Ref. SAE 040102



Part Number	Tube Size	Pipe Thread	Straight Thread
481FHD-2-2	1/8	1/8	5/16-28
481FHD-3-2	3/16	1/8	3/8-24
481FHD-4-2	1/4	1/8	7/16-24
481FHD-4-4	1/4	1/4	7/16-24
481FHD-5-2	5/16	1/8	1/2-20
481FHD-5-4	5/16	1/4	1/2-20
481FHD-6-2	3/8	1/8	5/8-18
481FHD-6-4	3/8	1/4	5/8-18
481FHD-6-6	3/8	3/8	5/8-18
481FHD-8-4	1/2	1/4	3/4-18
481FHD-8-6	1/2	3/8	3/4-18
481FHD-8-8	1/2	1/2	3/4-18
481FHD-10-8	5/8	1/2	7/8-18
481FHD-12-12	3/4	3/4	1-1/16-16

## 2441FHD

Union Tee

Ref. SAE 040401



Part Number	Tube Size	Straight Thread
2441FHD-3	3/16	3/8-24
2441FHD-4	1/4	7/16-24
2441FHD-5	5/16	1/2-20
2441FHD-6	3/8	5/8-18
2441FHD-8*	1/2	3/4-18

\*Does not meet U.L. or SAE.

Dimensions and pressures are for reference only and are subject to change.



## 245IFHD

Male Branch Tee  
Ref. SAE 040425



Part Number	Tube Size	Pipe Thread	Straight Thread
245IFHD-4-2	1/4	1/8	7/16-24
245IFHD-6-4	3/8	1/4	5/8-18

## 249IFHD-249IF

Male Elbow  
Ref. SAE 040202



Part Number	Tube Size	Pipe Thread	Straight Thread
249IFHD-2-2	1/8	1/8	5/16-28
249IFHD-3-2	3/16	1/8	3/8-24
249IFHD-4-2+	1/4	1/8	7/16-24
249IFHD-4-4	1/4	1/4	7/16-24
249IFHD-5-4	5/16	1/4	1/2-20
249IFHD-6-2+	3/8	1/8	5/8-18
249IF-6-4†	3/8	1/4	5/8-18
249IFHD-6-4	3/8	1/4	5/8-18
249IFHD-6-6	3/8	3/8	5/8-18
249IFHD-8-4+	1/2	1/4	3/4-18
249IF-8-6+	1/2	3/8	3/4-18
249IFHD-8-6+	1/2	3/8	3/4-18
249IFHD-8-8	1/2	1/2	3/4-18
249IFHD-10-6+	5/8	3/8	7/8-18
249IFHD-10-8+	5/8	1/2	7/8-18

† Light Duty Series

+ For these parts the Pipe Thread through hole is smaller than the through hole on the flare end.

## 252IFHD

Female Branch Tee  
Ref. SAE 040427



Part Number	Tube Size	Pipe Thread	Straight Thread
252IFHD-5-2	5/16	1/8	1/2-20
252IFHD-6-4	3/8	1/4	5/8-18

## 255IFHD

Union Elbow



Part Number	Tube Size	Straight Thread
255IFHD-4	1/4	7/16-24

## 259IFHD

45° Elbow  
Ref. SAE 040302



Part Number	Tube Size	Pipe Thread	Straight Thread
259IFHD-3-2	3/16	1/8	3/8-24
259IFHD-4-2	1/4	1/8	7/16-24
259IFHD-5-2	5/16	1/8	1/2-20
259IFHD-5-4	5/16	1/4	1/2-20
259IFHD-6-4*	3/8	1/4	5/8-18
259IFHD-8-6	1/2	3/8	3/4-18
259IFHD-10-8	5/8	1/2	7/8-18

\* Does not meet SAE or U.L.

## 69GH, 70GH, 71GH

Male Hose to Male Pipe



Part Number	Hose Thread	Pipe Thread
69GH-12-4	3/4	1/4
69GH-12-6	3/4	3/8
70GH-12-8	3/4	1/2
71GH-12-12	3/4	3/4

## 75GH

Male Hose to Male Hose



Part Number	Hose Thread
75GH-12	3/4

## 82GH, 83GH

Female Hose to Male Pipe



Part Number	Hose Thread	Pipe Thread
82GH-12-8	3/4	1/2
83GH-12-12	3/4	3/4

## 78GH, 79GH, 80GH, 81GH

Male Hose to Female Pipe



Part Number	Hose Thread	Pipe Thread
78GH-12-4	3/4	1/4
79GH-12-6	3/4	3/8
80GH-12-8	3/4	1/2
81GH-12-12	3/4	3/4

## 88GH

Swivel Connector  
Female Garden Hose to Male Pipe



Part Number	Hose Thread	Pipe Thread
88GH-12-4	3/4	1/4
88GH-12-6	3/4	3/8

## Garden Hose Fittings

### 50GHSV

Swivel Connector SAE  
Flare to Female Hose  
Thread



Part Number	Tube Size	Hose Thread
50GHSV-6-12	3/8	3/4
50GHSV-8-12	1/2	3/4

### 53GH, 54GH, 55GH

Hose Barb to Male  
Hose Thread



Part Number	ID Hose Size	Hose Thread
53GH-8-12	1/2	3/4
54GH-10-12	5/8	3/4
55GH-12-12	3/4	3/4

## 250IFHD

Female Elbow  
Ref. SAE 040203



Part Number	Tube Size	Pipe Thread	Straight Thread
250IFHD-3-2	3/16	1/8	3/8-24
250IFHD-4-2	1/4	1/8	7/16-24
250IFHD-5-2	5/16	1/8	1/2-20
250IFHD-6-4	3/8	1/4	5/8-18

## 251IFHD

Male Run Tee  
Ref. SAE 040424



Part Number	Tube Size	Pipe Thread	Straight Thread
251IFHD-3-2	3/16	1/8	3/8-24
251IFHD-5-2	5/16	1/8	1/2-20
251IFHD-6-4	3/8	1/4	5/8-18

Dimensions and pressures are for reference only and are subject to change.

[Link to Master Table of Contents](#)

[Link to Section Table of Contents](#)

## 90GH

Swivel Connector  
Female Garden Hose  
to Hose Barb



Part Number	Hose Thread	ID Hose Size
90GH-12-3	3/4	3/16
90GH-12-4	3/4	1/4
90GH-12-6	3/4	3/8
90GH-12-8	3/4	1/2
90GH-12-10*	3/4	5/8
90GH-12-12*	3/4	3/4

\* Denotes hex body.

## 94GH

Knurled Hose Nut



Part Number	Hose Thread
94GH-12	3/4

## 95GH

Hose Nut Reducer



Part Number	Hose Thread	Pipe Thread
95GH-12-2	3/4	1/8

## 96GH

Hose Cap Nut



Part Number	Hose Thread
96GH-12	3/4

## 98GH, 99GH

Female Hose to  
Female Pipe



Part Number	Hose Thread	Pipe Thread
98GH-12-8	3/4	1/2
99GH-12-12	3/4	3/4

## 98GHSV, 99GHSV

Swivel Connector  
Female Hose to Female Pipe



Part Number	Hose Thread	Pipe Thread
98GHSV-12-8	3/4	1/2
99GHSV-12-12	3/4	3/4

## 101GHSV

Swivel Nut Connector



Part Number	Hose Thread
101GHSV-12	3/4

## 901GH

Rubber Garden Hose  
Coupling Washer



Part Number	Hose Thread
901GH-12	3/4

NOTE: All female connector ends should have this rubber washer.

## 1163-61-BPD

High Flow Nipple



Part Number	Body Size	Thread Size NH
1163-61-BPD	3/4	3/4-11 1/2

## 1163-60-BPD

High Flow Coupler



Part Number	Body Size	Thread Size NH
1163-60-BPD	3/4	3/4-11 1/2

## Hose Barb Fittings

## 68HB

Beaded Hose Barb to  
Male Pipe



Part Number	ID Hose Size	Pipe Thread
68HB-6-6	3/8	3/8
68HB-8-4	1/2	1/4
68HB-8-6	1/2	3/8
68HB-8-8	1/2	1/2
68HB-10-6	5/8	3/8
68HB-10-8	5/8	1/2
68HB-12-8	3/4	1/2
68HB-12-12	3/4	3/4
68HB-16-12	1	3/4
68HB-16-16	1	1

## 685HB

Beaded Hose Barb to  
SAE Straight Thread



Part Number	ID Hose Size	Straight Thread
685HB-4-4	1/4	7/16-20
685HB-6-4	3/8	7/16-20
685HB-8-8	1/2	3/4-16
685HB-10-8	5/8	3/4-16
685HB-12-8	3/4	3/4-16
685HB-12-12	3/4	1 1/16-12
685HB-16-8	1	3/4-16
685HB-16-12	1	1 1/16-12

Note: Fluorocarbon O-ring is standard.

## 68HB-X-MIX

Hose Barb to Metric  
Adapter



Part Number	Tube Size	Metric Thread
68HB-6-M12	3/8	M12 x 1.5
68HB-6-M14	3/8	M14 1.5
68HB-8-M12	1/2	M12 x 1.5
68HB-10-M127	5/8	M27 x 2.0

Note: Fluorocarbon O-ring is standard.

## 97HC

Stainless Steel  
Worm Drive Clamp



Part Number
97HC-3
97HC-6
97HC-8
97HC-12

## 122HBL

Hose Mender



Part Number	ID Hose Size
122HB-3	3/16
122HBL-4	1/4
122HBL-5	5/16
122HBL-6	3/8
122HBL-8	1/2
122HBL-12	3/4

Dimensions and pressures are for reference only and are subject to change.

## 125HB

Hose Barb to  
Male Pipe



Part Number	ID Hose Size	Pipe Thread
125HB-2-2	1/8	1/8
125HB-3-2	3/16	1/8
125HB-3-4	3/16	1/4

## 125HBL

Hose Barb to Male  
Pipe



Part Number	ID Hose Size	Pipe Thread
125HBL-4-2	1/4	1/8
125HBL-4-4	1/4	1/4
125HBL-4-6	1/4	3/8
125HBL-5-2	5/16	1/8
125HBL-5-4	5/16	1/4
125HBL-5-6	5/16	3/8
125HBL-6-2	3/8	1/8
125HBL-6-4	3/8	1/4
125HBL-6-6	3/8	3/8
125HBL-6-8	3/8	1/2
125HBL-8-4	1/2	1/4
125HBL-8-6	1/2	3/8
125HBL-8-8	1/2	1/2
125HBL-8-12	1/2	3/4
125HBL-10-6	5/8	3/8
125HBL-10-8	5/8	1/2
125HBL-10-12	5/8	3/4
125HBL-12-8	3/4	1/2
125HBL-12-12	3/4	3/4
125HBL-16-12	1	3/4
125HBL-16-16	1	1

## 125HBLSV

Male Swivel Hose  
Barb



Part Number	ID Hose Size	Pipe Thread
125HBLSV-4-4	1/4	1/4
125HBLSV-6-4	3/8	1/4
125HBLSV-6-6	3/8	3/8
125HBLSV-8-8	1/2	1/2

## 126HBL

Hose Barb to  
Female Pipe



Part Number	ID Hose Size	Pipe Thread
126HBL-4-2	1/4	1/8
126HBL-4-4	1/4	1/4
126HBL-5-4	5/16	1/4
126HBL-6-2	3/8	1/8
126HBL-6-4	3/8	1/4
126HBL-6-6	3/8	3/8
126HBL-8-6	1/2	3/8
126HBL-8-8	1/2	1/2
126HBL-12-12	3/4	3/4

## 127HB

Ball-End Joint Adapter  
to Male Pipe

For use with 128HBLSV



Part Number	Male NPSM Thread	Male NPT Thread
127HB-4-2	1/4	1/8
127HB-4-4	1/4	1/4
127HB-6-4	3/8	1/4
127HB-6-6	3/8	3/8
127HB-8-6	1/2	3/8
127HB-8-8	1/2	1/2

## 128HBLSV

Hose Barb to Swivel  
Female Ball-End



Part Number	ID Hose Size	Female NPSM Thread
128HBLSV-4-4	1/4	1/4
128HBLSV-5-4	5/16	1/4
128HBLSV-6-4	3/8	1/4
128HBLSV-6-6	3/8	3/8
128HBLSV-8-8	1/2	1/2

## 1295HB

Hose Barb Elbow to  
SAE Straight Thread



Part Number	ID Hose Size	Straight Thread
1295HB-6-6	3/8	9/16-18

Note: Fluorocarbon O-ring is standard.

## 129HB

Hose Barb 90° Elbow  
to Male Pipe



Part Number	ID Hose Size	Pipe Thread
129HB-3-2	3/16	1/8
129HB-4-2	1/4	1/8
129HB-4-4	1/4	1/4
129HB-4-6	1/4	3/8
129HB-5-2	5/16	1/8
129HB-5-4	5/16	1/4
129HB-5-6	5/16	3/8
129HB-6-2	3/8	1/8
129HB-6-4	3/8	1/4
129HB-6-6	3/8	3/8
129HB-6-8	3/8	1/2
129HB-8-4	1/2	1/4
129HB-8-6	1/2	3/8
129HB-8-8	1/2	1/2
129HB-12-12	3/4	3/4

## 139HB

Hose Barb 45° Elbow to  
Male Pipe



Part Number	ID Hose Size	Pipe Thread
139HB-4-2	1/4	1/8
139HB-4-4	1/4	1/4
139HB-6-4	3/8	1/4

## 146HBLFSV

Hose Barb to Swivel  
45° Female Flare



Part Number	ID Hose Size	Straight Thread
146HBLFSV-4-4	1/4	7/16-20
146HBLFSV-4-6	1/4	5/8-18
146HBLFSV-6-6	3/8	5/8-18

## 1695HB

Beaded Hose Barb Elbow  
to SAE Straight Thread



Part Number	Hose Size	Straight Thread
1695HB-6-4	3/8	7/16-20
1695HB-8-6	1/2	9/16-18
1695HB-8-8	1/2	3/4-16
1695HB-10-8	5/8	3/4-16
1695HB-10-10	5/8	7/8-14
1695HB-12-8	3/4	3/4-16
1695HB-12-10	3/4	7/8-14
1695HB-12-12	3/4	1 1/16-12
1695HB-16-12	1	1 1/16-12

Note: Fluorocarbon O-ring is standard.

Dimensions and pressures are for reference only and are subject to change.

[Link to Master Table of Contents](#)
[Link to Section Table of Contents](#)

## 1725HB

Hose Barb Tee to  
SAE Straight Thread



Part Number	ID Hose Size	Straight Thread
1725HB-6-6	3/8	9/16-18

Note: Fluorocarbon O-ring is standard.

## 171HB

Hose Barb Tee to  
Male Pipe



Part Number	ID Hose Size	Pipe Thread
171HB-4-4	1/4	1/4

## 179HB

Beaded Hose Barb 45°  
Elbow Tube to Male Pipe



Part Number	ID Hose Size	NPTF Thread
179HB-6-4	3/8	1/4-18
179HB-6-6	3/8	3/8-18
179HB-10-8	5/8	1/2-14
179HB-12-8	3/4	1/2-14

## 1795HB

Beaded Hose Barb 45°  
Elbow Tube to Straight  
Thread



Part Number	ID Hose Size	Straight Thread
1795HB-8-8	1/2	3/4-16
1795HB-10-8	5/8	3/4-16
1795HB-12-8	3/4	3/4-16
1795HB-12-12	3/4	1 1/16-12
1795HB-16-12	1	1 1/16-12
1795HB-16-14	1	1 3/16-12

Note: Fluorocarbon O-ring is standard.

## 269HB

Beaded Hose Barb 90°  
Elbow Tube to Male  
Pipe



Part Number	ID Hose Size	Pipe Thread
269HB-6-6	3/8	3/8
269HB-8-4	1/2	1/4
269HB-8-6	1/2	3/8
269HB-8-8	1/2	1/2
269HB-10-4	5/8	1/4
269HB-10-6	5/8	3/8
269HB-10-8	5/8	1/2
269HB-12-8	3/4	1/2
269HB-12-12	3/4	3/4

## 279HB

Beaded Hose Barb 45°  
Elbow Tube to Male  
Pipe



Part Number	ID Hose Size	NPTF Thread
279HB-16-12	1	3/4-14

## ISO Port Adapters

## 68NTA-X-MIX

NTA to Metric Adapter



Part Number	Tube Size	Metric Thread
68NTA-4-MI10	1/4	M10 x 1.0

Note: Fluorocarbon o-ring is standard.  
For working pressure and temperature see Air  
Brake-NTA Section

## 48F-X-MIX

Flare to Metric  
Adapter



Part Number	Tube Size	Metric Thread	Straight Thread Tube
48F-8-MI16	1/2	M16 X 1.5	3/4-16
48F-10-MI27	5/8	M27 x 2.0	7/8-14
48F-12-MI27*	3/4	M27 x 2.0	1 1/16-14

Note: Fluorocarbon o-ring is standard.  
\*Comes standard with thread protectors.

## 149F-X-MIX

Flare Elbow to  
SAE Metric Straight Thread



Part Number	Tube Size	Metric Thread	Straight Thread Tube
149F-10-MI27	5/8	M27 x 2.0	7/8-14

Note: Fluorocarbon O-ring is standard.

## 159F-X-MIX

45° Flare Elbow to  
SAE Metric Straight Thread



Part Number	Tube Size	Metric Thread	Straight Thread Tube
159F-8-MI16	1/2	M16 X 1.5	3/4-16
159F-10-MI27	5/8	M27 x 2.0	7/8-14

Note: Fluorocarbon O-ring is standard.

## 222P-X-MIX

Pipe to Metric Adapter



Part Number	NPTF	Metric Thread
222P-2-MI10	1/8-27	M10 x 1.0
222P-2-MI14	1/8-27	M14 x 1.5
222P-4-MI12	1/4-18	M12 x 1.5
222P-4-MI14	1/4-18	M14 x 1.5
222P-6-MI16	3/8-18	M16 x 1.5
222P-6-MI22	3/8-18	M22 x 1.5
222P-8-MI27	1/2-14	M27 x 2.0

Note: Fluorocarbon O-ring is standard.

## 169HB-X-MIX

Beaded Elbow to Metric  
Adapter



Part Number	Hose Size	Metric Thread
169HB-10-MI27	5/8	M27 x 2.0
169HB-16-MI27	1	M27 x 2.0
169HB-16-MI33	1	M33 x 2.0

Note: Fluorocarbon O-ring is standard.

## 179HB-X-MIX

Beaded Hose Barb 45°  
Elbow to Metric Thread



Part Number	Hose Size	Metric Thread
179HB-12-MI18	3/4	M18 x 1.5
179HB-16-MI27	1	M27 x 2.0

Note: Fluorocarbon O-ring is standard.

Dimensions and pressures are for reference only and are subject to change.